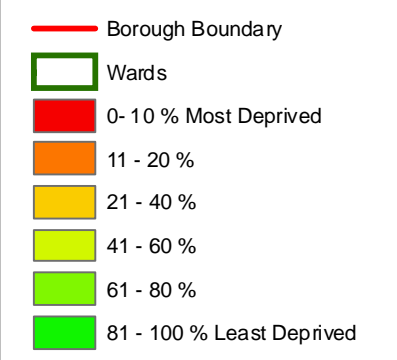



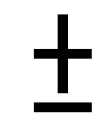
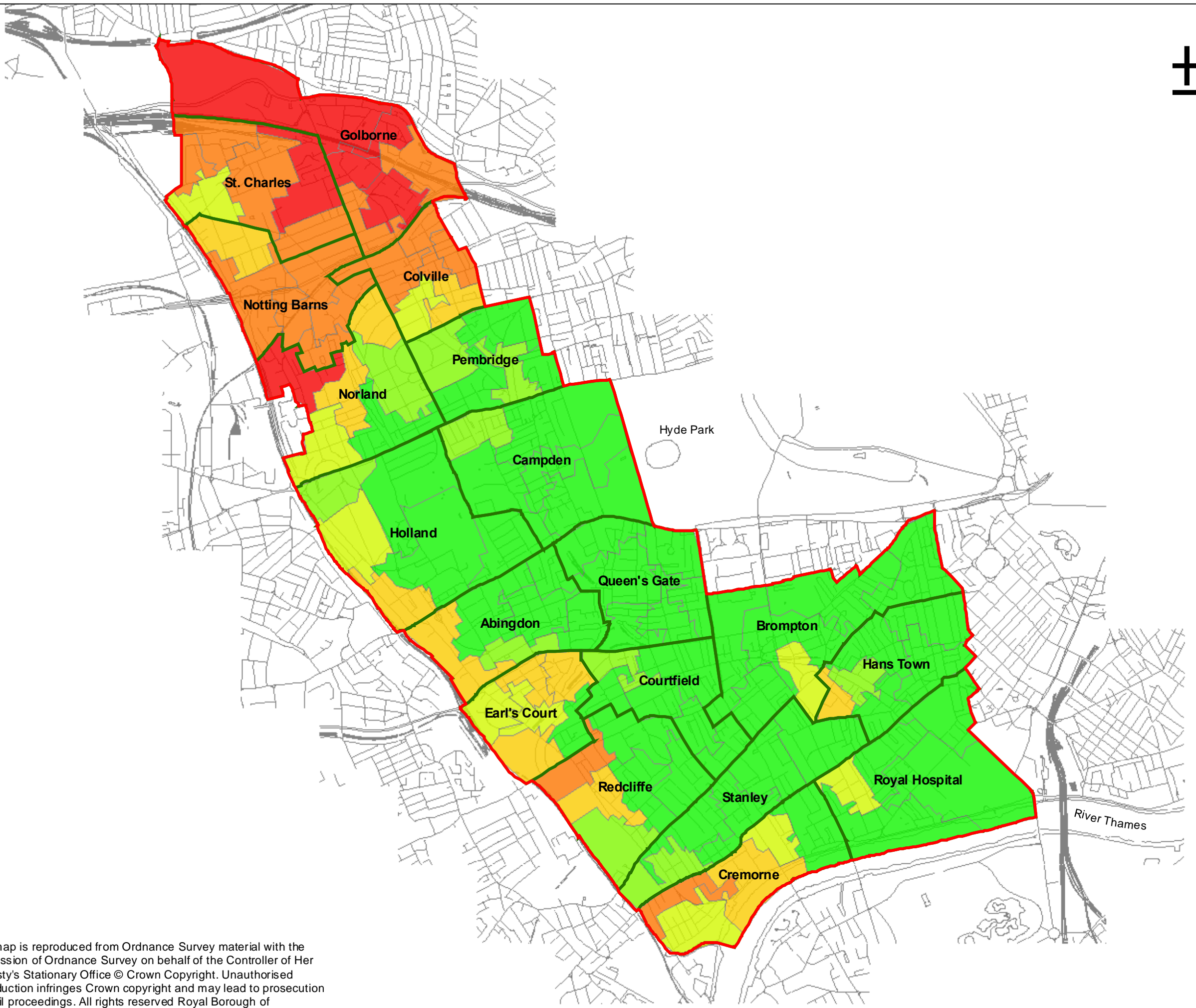
STRATEGIC ENVIRONMENTAL
ASSESSMENT (SEA) /
SUSTAINABILITY APPRAISAL



% represents the rank within all Super Output Areas (SOAs) nationally where 1 is the most deprived and 32,480 is the least deprived.

Source: Office of the Deputy Prime Minister (ODPM) Indices of Deprivation 2004

Figure Obj 3.1
Indices of Deprivation -
Employment



This map is reproduced from Ordnance Survey material with the permission of Ordnance Survey on behalf of the Controller of Her Majesty's Stationary Office © Crown Copyright. Unauthorised reproduction infringes Crown copyright and may lead to prosecution or civil proceedings. All rights reserved Royal Borough of Kensington and Chelsea Licence number 100021668 (2005).