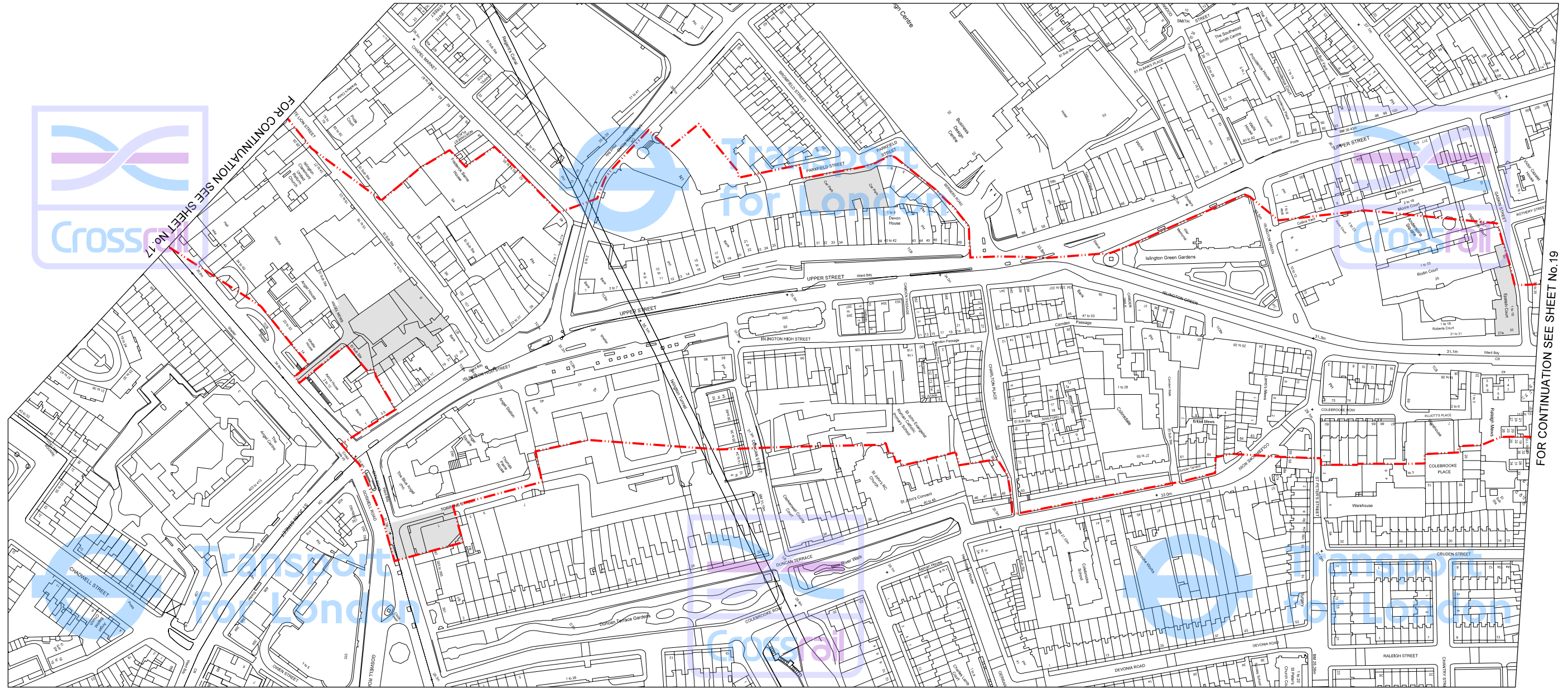





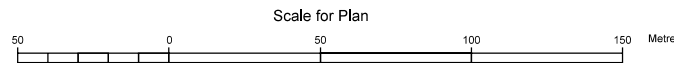
# GREATER LONDON



## LONDON BOROUGH OF ISLINGTON



-  Borough Boundary
-  Limits of Land Subject to Consultation (Safeguarding Limits)
-  Areas of Surface Interest



This map is based upon Ordnance Survey material with the permission of Ordnance Survey on behalf of the Controller of Her Majesty's Stationery Office © Crown Copyright. Unauthorised reproduction infringes Crown Copyright and may lead to prosecution or civil proceedings. (GLA - 100032379) (2008).

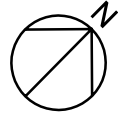
DRAWN	EN
CHECKED	IWH
APPROVED	RT

### CHELSEA - HACKNEY LINE SAFEGUARDING DIRECTIONS SHEET NO. 18

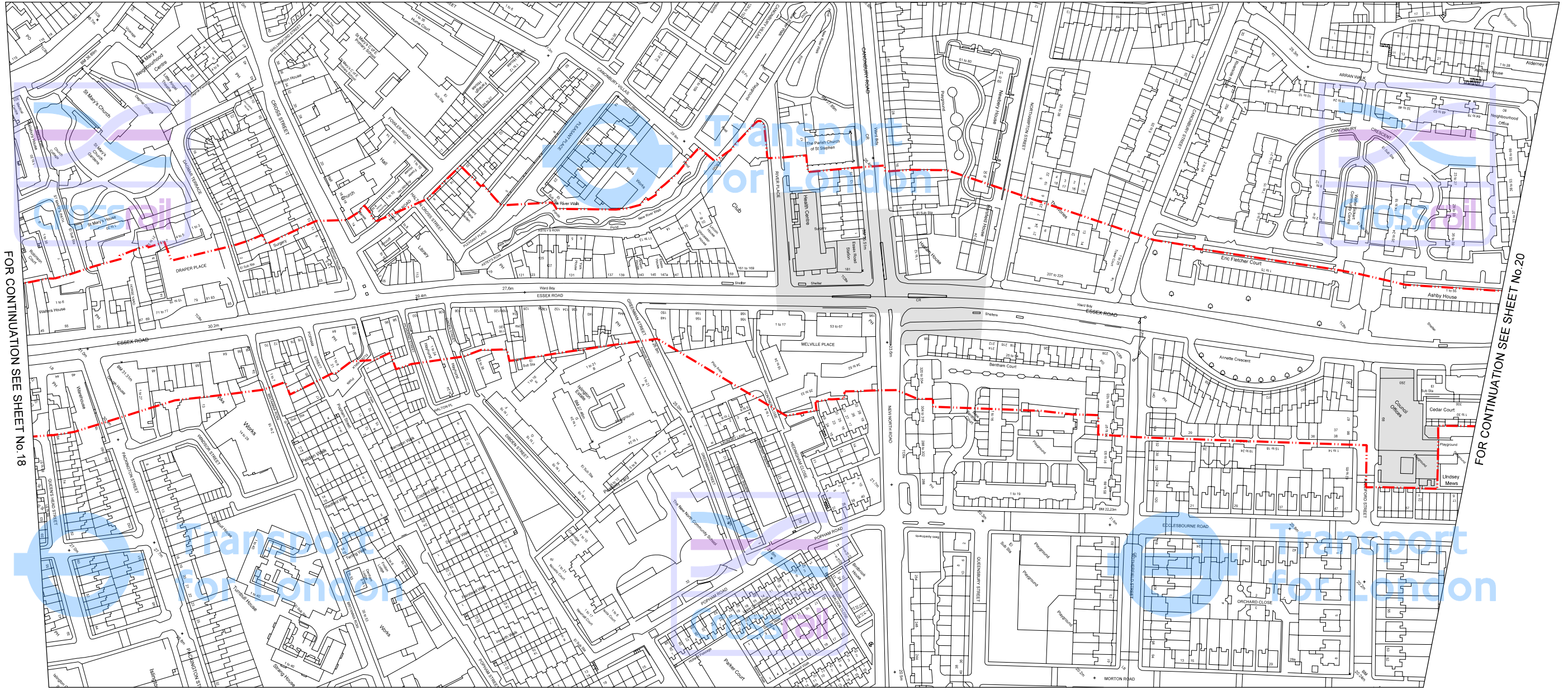
DRAWING No.	210501-G0G00-F00-F-50018	SCALE	1: 1,250 @ A1 1: 2,500 @ A3
DATE	June 2008	Cross London Rail Links Ltd Portland House London SW1E 5BH	



# GREATER LONDON



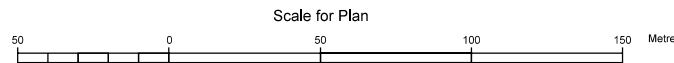
## LONDON BOROUGH OF ISLINGTON



FOR CONTINUATION SEE SHEET No.18

FOR CONTINUATION SEE SHEET No.20

- Borough Boundary
- Limits of Land Subject to Consultation (Safeguarding Limits)
- Areas of Surface Interest



This map is based upon Ordnance Survey material with the permission of Ordnance Survey on behalf of the Controller of Her Majesty's Stationery Office © Crown Copyright. Unauthorised reproduction infringes Crown Copyright and may lead to prosecution or civil proceedings. (GLA - 100032379) (2008).

DRAWN	EN
CHECKED	IWH
APPROVED	RT

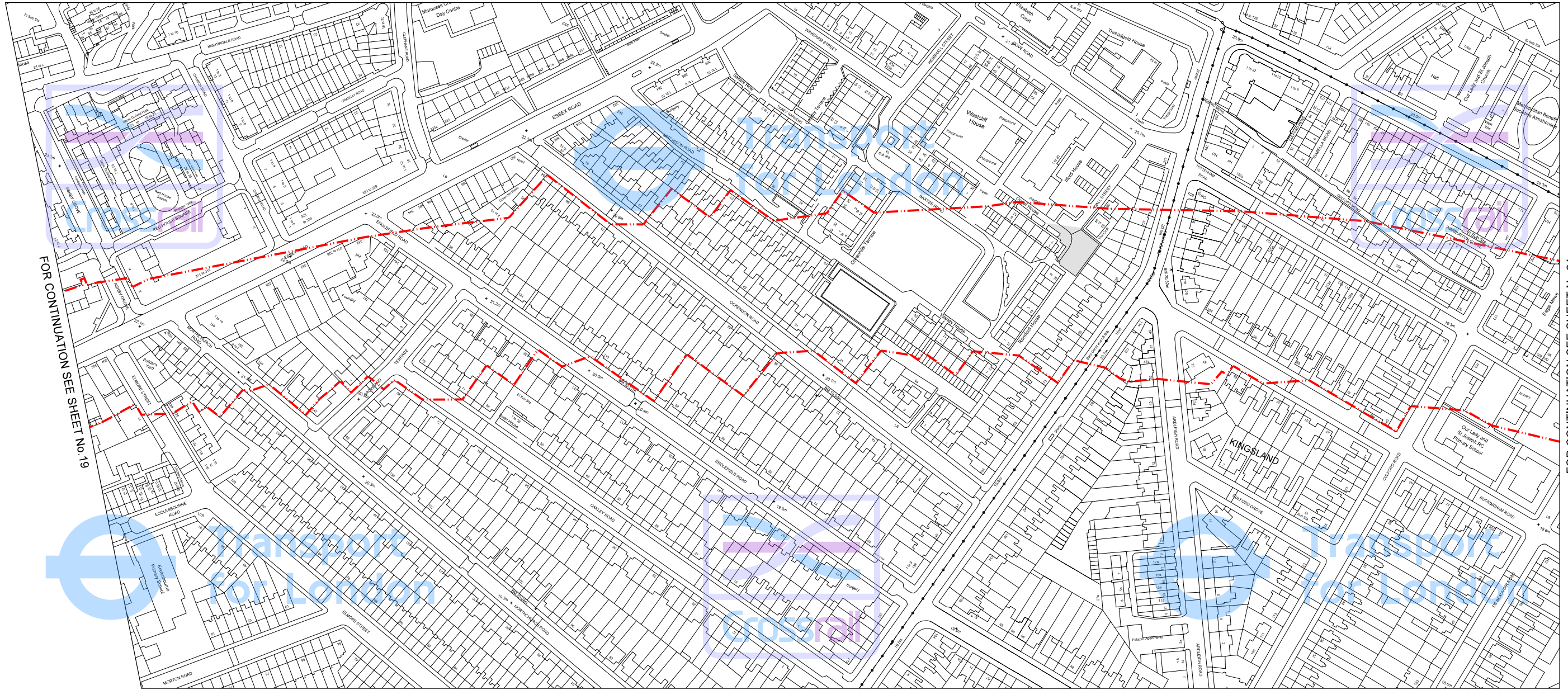
<b>CHELSEA - HACKNEY LINE SAFEGUARDING DIRECTIONS SHEET NO.19</b>	
DRAWING No. 210501-G0G00-F00-F-50019	SCALE 1: 1,250 @ A1 1: 2,500 @ A3
DATE June 2008	Cross London Rail Links Ltd Portland House London SW1E 5BH








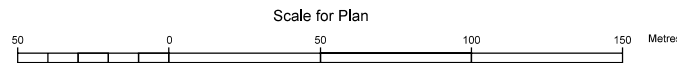
# GREATER LONDON

## LONDON BOROUGH OF ISLINGTON



## LONDON BOROUGH OF HACKNEY

-  Borough Boundary
-  Limits of Land Subject to Consultation (Safeguarding Limits)
-  Areas of Surface Interest



This map is based upon Ordnance Survey material with the permission of Ordnance Survey on behalf of the Controller of Her Majesty's Stationery Office © Crown Copyright. Unauthorised reproduction infringes Crown Copyright and may lead to prosecution or civil proceedings. (GLA - 100032379) (2008).

DRAWN	EN
CHECKED	IWH
APPROVED	RT

<b>CHELSEA - HACKNEY LINE SAFEGUARDING DIRECTIONS SHEET NO.20</b>	
DRAWING No. 210501-G0G00-F00-F-50020	SCALE 1: 1,250 @ A1 1: 2,500 @ A3
DATE June 2008	Cross London Rail Links Ltd Portland House London SW1E 5BH

FOR CONTINUATION SEE SHEET No.19

FOR CONTINUATION SEE SHEET No.21