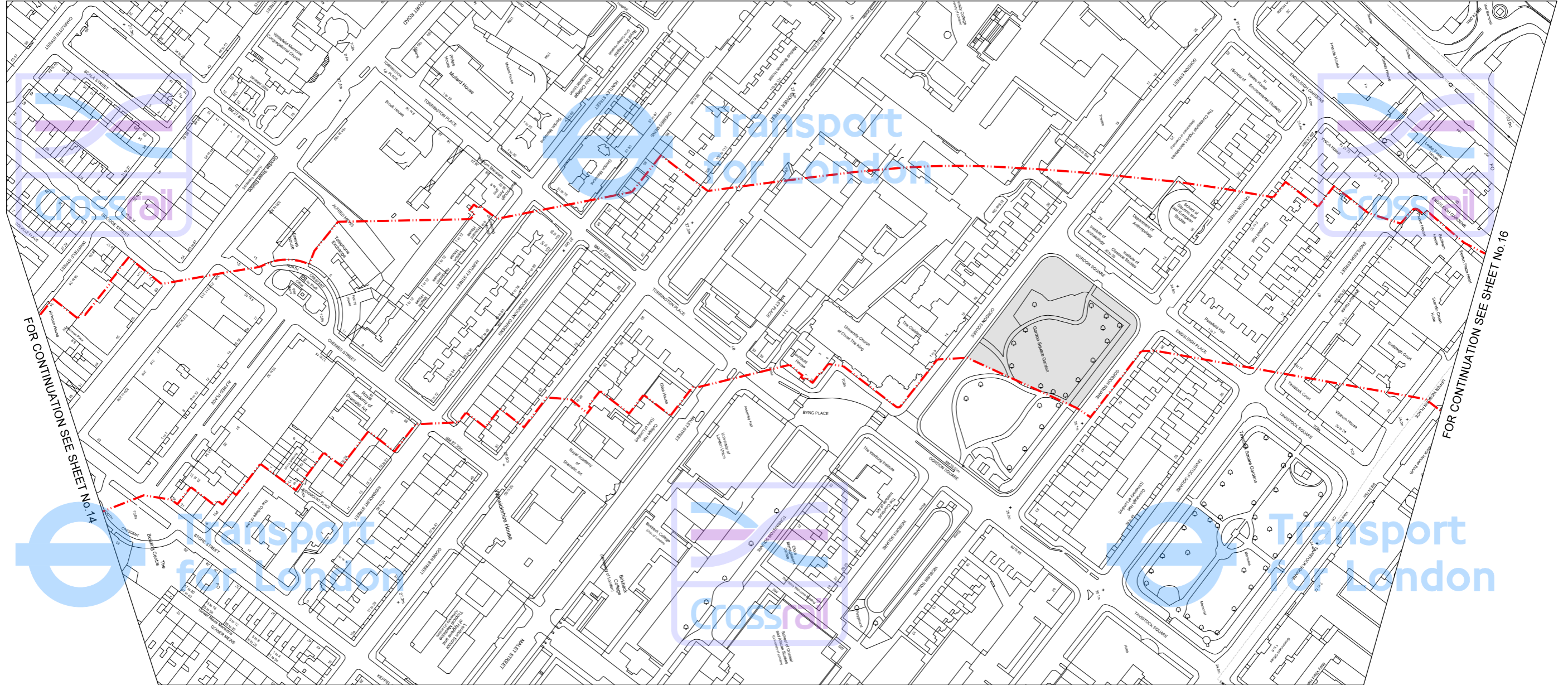





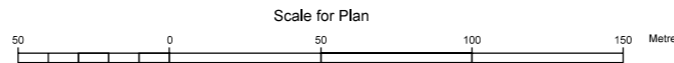
GREATER LONDON



LONDON BOROUGH OF CAMDEN



-  Borough Boundary
-  Limits of Land Subject to Consultation (Safeguarding Limits)
-  Areas of Surface Interest



This map is based upon Ordnance Survey material with the permission of Ordnance Survey on behalf of the Controller of Her Majesty's Stationery Office © Crown Copyright. Unauthorised reproduction infringes Crown Copyright and may lead to prosecution or civil proceedings. (GLA - 100032379) (2008).

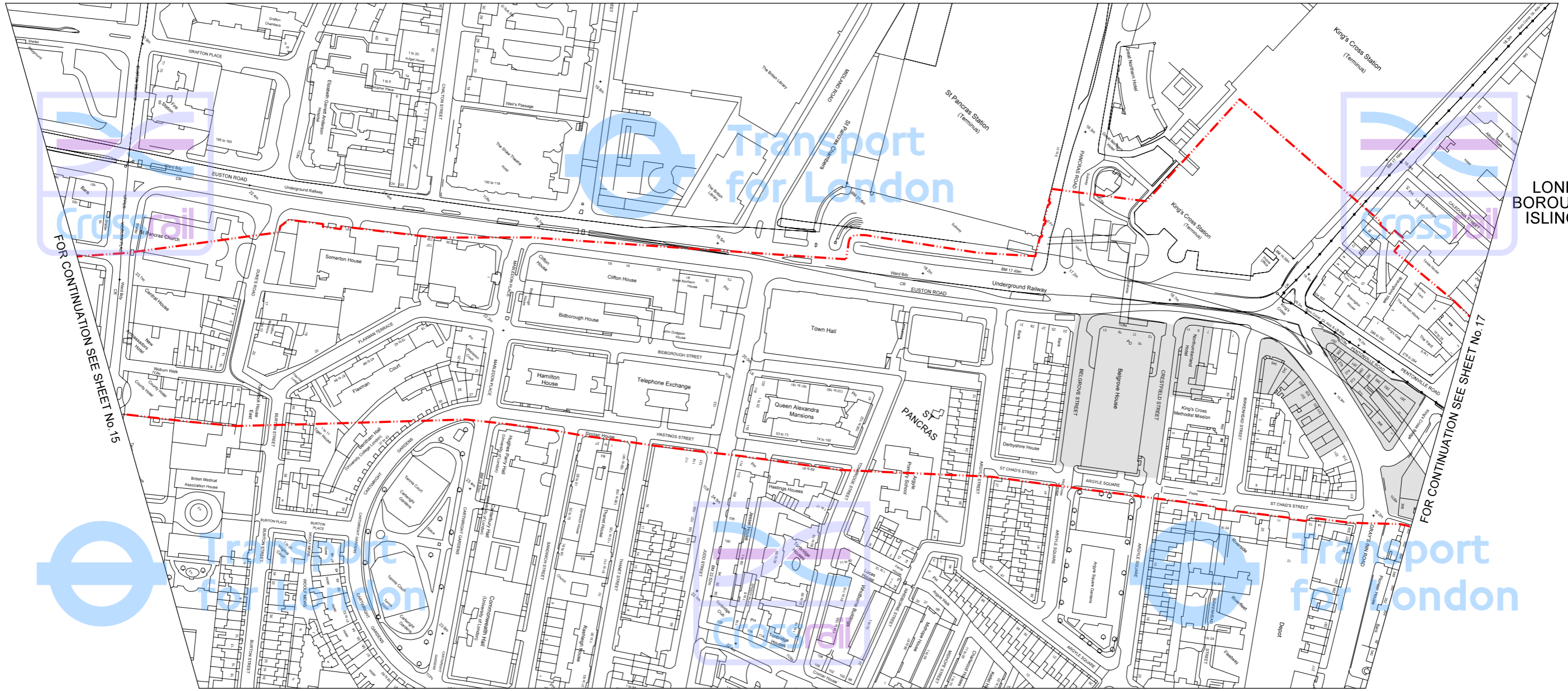
DRAWN	EN
CHECKED	IWH
APPROVED	RT

CHELSEA - HACKNEY LINE SAFEGUARDING DIRECTIONS SHEET NO. 15	
DRAWING No. 210501-G0G00-F00-F-50015	SCALE 1: 1,250 @ A1 1: 2,500 @ A3
DATE June 2008	Cross London Rail Links Ltd Portland House London SW1E 5BH

GREATER LONDON



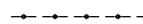


LONDON BOROUGH OF CAMDEN

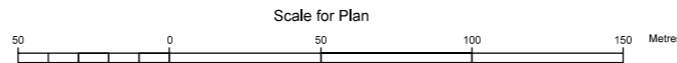


LONDON BOROUGH OF ISLINGTON

FOR CONTINUATION SEE SHEET No. 15

FOR CONTINUATION SEE SHEET No. 17

-  Borough Boundary
-  Limits of Land Subject to Consultation (Safeguarding Limits)
-  Areas of Surface Interest



This map is based upon Ordnance Survey material with the permission of Ordnance Survey on behalf of the Controller of Her Majesty's Stationery Office © Crown Copyright. Unauthorised reproduction infringes Crown Copyright and may lead to prosecution or civil proceedings. (GLA - 100032379) (2008).

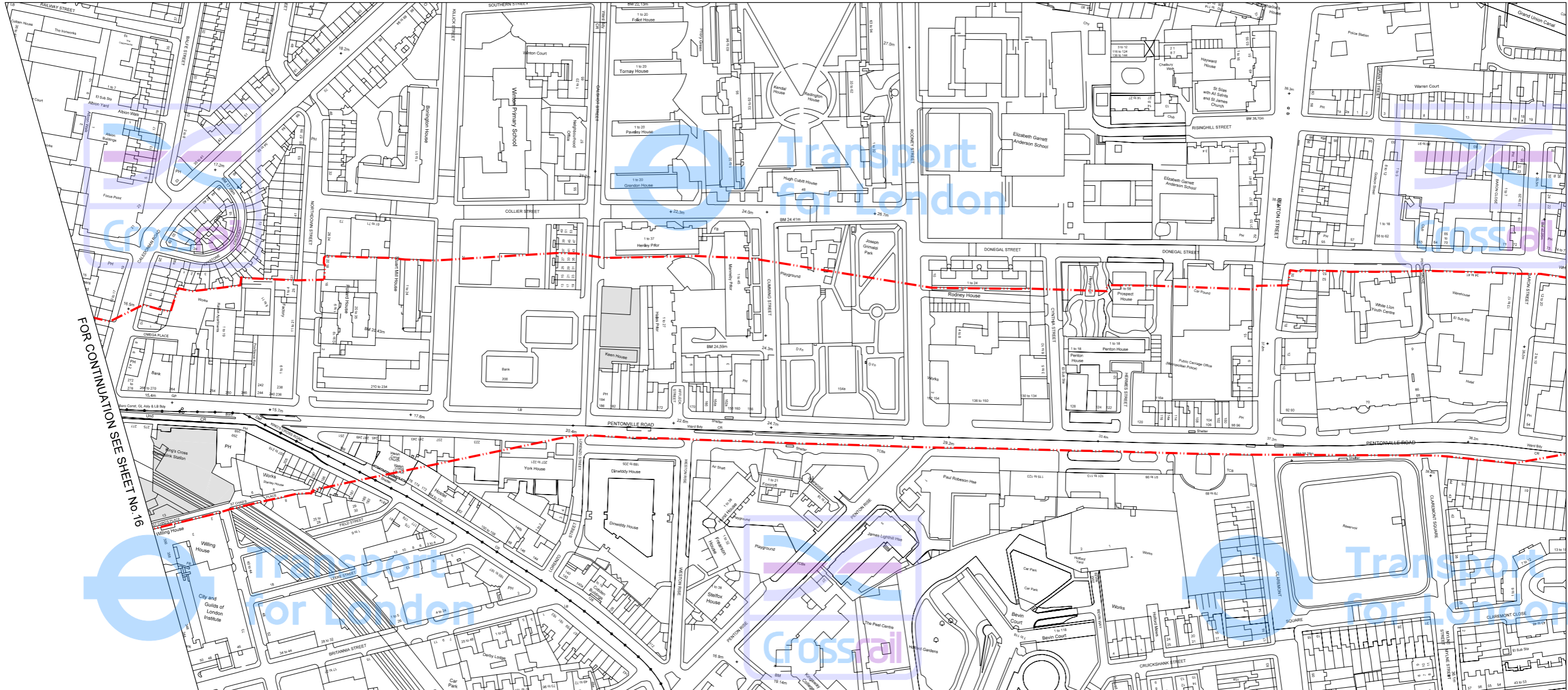
DRAWN	EN
CHECKED	IWH
APPROVED	RT

CHELSEA - HACKNEY LINE SAFEGUARDING DIRECTIONS SHEET NO. 16	
DRAWING No. 210501-G0G00-F00-F-50016	SCALE 1: 1,250 @ A1 1: 2,500 @ A3
DATE June 2008	Cross London Rail Links Ltd Portland House London SW1E 5BH




GREATER LONDON

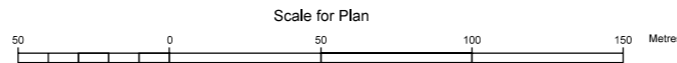


LONDON BOROUGH OF ISLINGTON



LONDON BOROUGH OF CAMDEN

-  Borough Boundary
-  Limits of Land Subject to Consultation (Safeguarding Limits)
-  Areas of Surface Interest



This map is based upon Ordnance Survey material with the permission of Ordnance Survey on behalf of the Controller of Her Majesty's Stationery Office © Crown Copyright. Unauthorised reproduction infringes Crown Copyright and may lead to prosecution or civil proceedings. (GLA - 100032379) (2008).

DRAWN	EN
CHECKED	IWH
APPROVED	RT

CHELSEA - HACKNEY LINE SAFEGUARDING DIRECTIONS SHEET NO. 17	
DRAWING No. 210501-GOG00-F00-F-50017	SCALE 1: 1,250 @ A1 1: 2,500 @ A3
DATE June 2008	Cross London Rail Links Ltd Portland House London SW1E 5BH

FOR CONTINUATION SEE SHEET No. 16

FOR CONTINUATION SEE SHEET No. 18