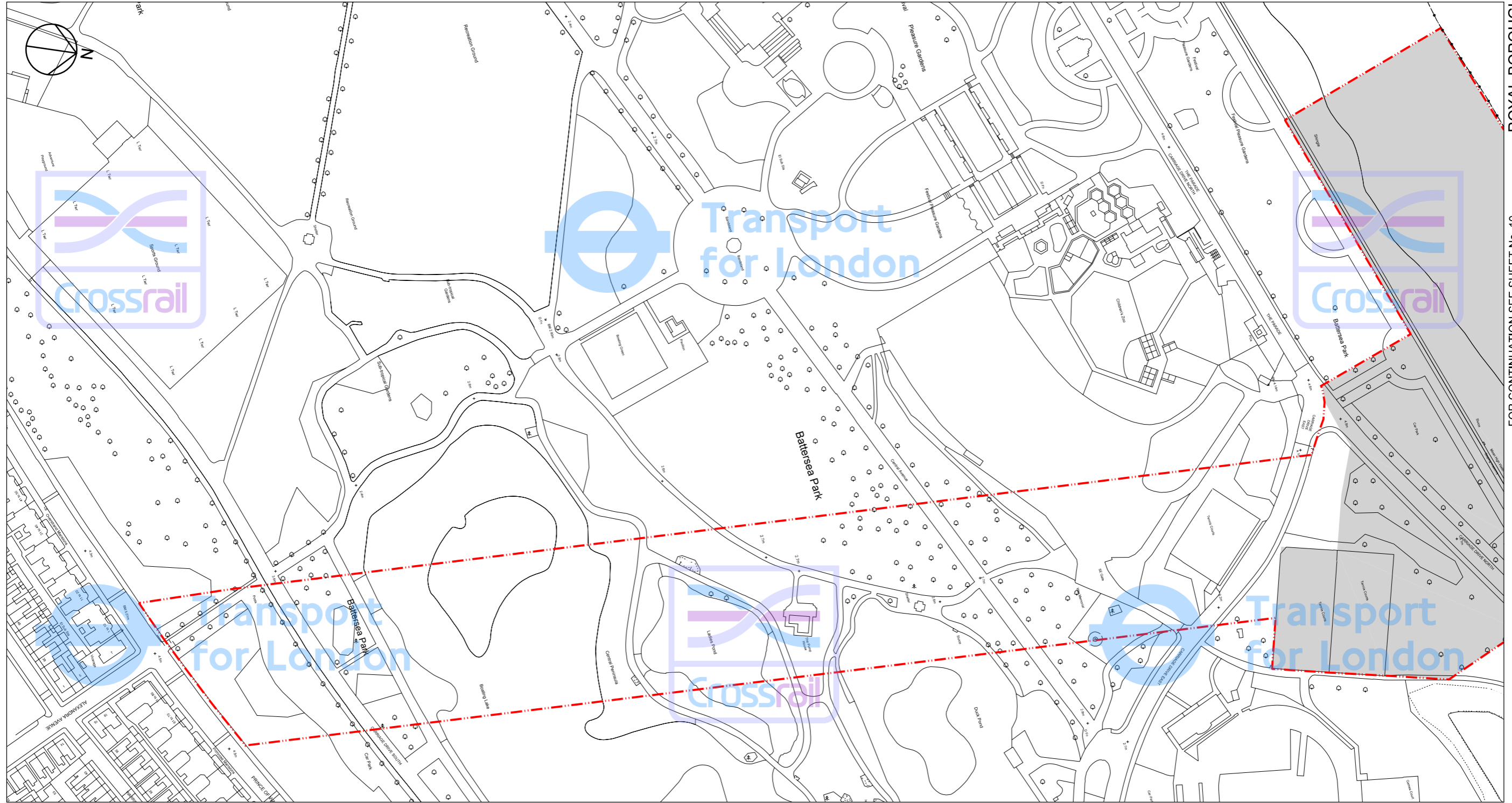





GREATER LONDON

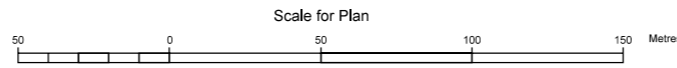
LONDON BOROUGH OF WANDSWORTH



ROYAL BOROUGH
OF KENSINGTON
& CHELSEA

FOR CONTINUATION SEE SHEET No. 10

-  Borough Boundary
-  Limits of Land Subject to Consultation (Safeguarding Limits)
-  Areas of Surface Interest

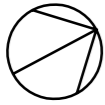


CHELSEA - HACKNEY LINE SAFEGUARDING DIRECTIONS SHEET NO.10A	
DRAWING No. 210501-G0G00-F00-F-50035	SCALE 1: 1,250 @ A1 1: 2,500 @ A3
DATE June 2008	Cross London Rail Links Ltd Portland House London SW1E 5BH

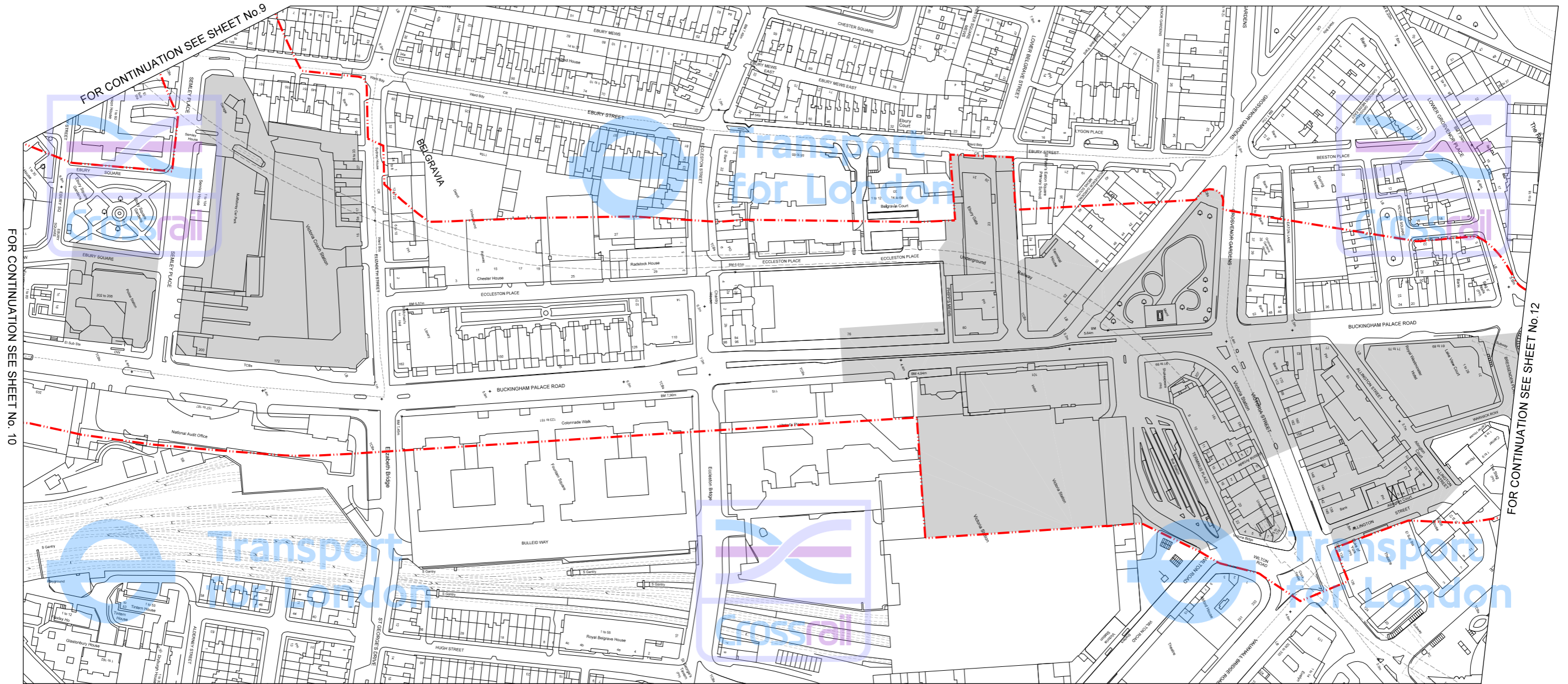
This map is based upon Ordnance Survey material with the permission of Ordnance Survey on behalf of the Controller of Her Majesty's Stationery Office © Crown Copyright. Unauthorised reproduction infringes Crown Copyright and may lead to prosecution or civil proceedings. (GLA - 100032379) (2008).

DRAWN	EN
CHECKED	IWH
APPROVED	RT

GREATER LONDON

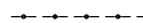




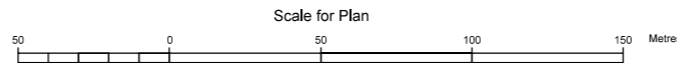
CITY OF WESTMINSTER



FOR CONTINUATION SEE SHEET No. 10

FOR CONTINUATION SEE SHEET No. 12

-  Borough Boundary
-  Limits of Land Subject to Consultation (Safeguarding Limits)
-  Areas of Surface Interest



This map is based upon Ordnance Survey material with the permission of Ordnance Survey on behalf of the Controller of Her Majesty's Stationery Office © Crown Copyright. Unauthorised reproduction infringes Crown Copyright and may lead to prosecution or civil proceedings. (GLA - 100032379) (2008).

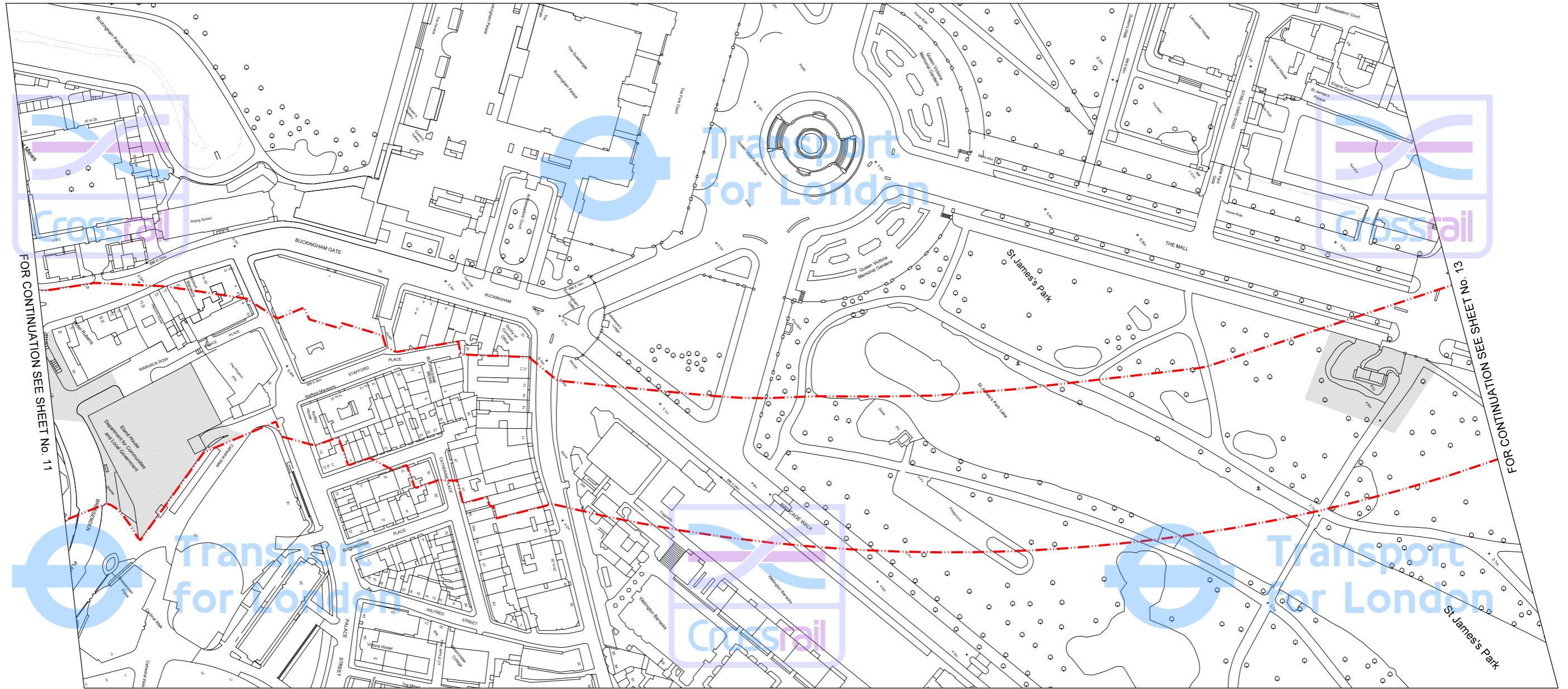
DRAWN	EN
CHECKED	IWH
APPROVED	RT




CHELSEA - HACKNEY LINE SAFEGUARDING DIRECTIONS SHEET NO.11	
DRAWING No. 210501-G0G00-F00-F-50010	SCALE 1: 1,250 @ A1 1: 2,500 @ A3
DATE June 2008	Cross London Rail Links Ltd Portland House London SW1E 5BH

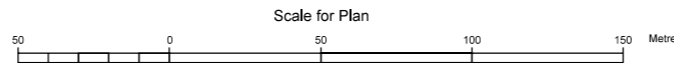
GREATER LONDON



CITY OF WESTMINSTER



-  Borough Boundary
-  Limits of Land Subject to Consultation (Safeguarding Limits)
-  Areas of Surface Interest



This map is based upon Ordnance Survey material with the permission of Ordnance Survey on behalf of the Controller of Her Majesty's Stationery Office © Crown Copyright. Unauthorised reproduction infringes Crown Copyright and may lead to prosecution or civil proceedings. (GLA - 100032379) (2008).

DRAWN	EN
CHECKED	IWH
APPROVED	RT

CHELSEA - HACKNEY LINE SAFEGUARDING DIRECTIONS SHEET NO.12

DRAWING No.	210501-G0G00-F00-F-50012	SCALE	1: 1,250 @ A1 1: 2,500 @ A3
DATE	June 2008		Cross London Rail Links Ltd Portland House London SW1E 5BH