

Reference number 102614

EXHIBITION ROAD PHASE 4 REPORT



SYSTRA

EXHIBITION ROAD MONITORING – PHASE 4

EXHIBITION ROAD PHASE 4 REPORT

IDENTIFICATION TABLE

Client/Project owner	Royal Borough of Kensington and Chelsea
Project	Exhibition Road Monitoring – Phase 4
Study	Exhibition Road Phase 4 Report
Type of document	Draft Report
Date	21/01/2014
File name	Exhibition Road Phase 4 Report
Reference number	102614

APPROVAL

Version	Name		Position	Date	Modifications
1	Author	Julie Kumar	Principal Consultant	04/12/2013	
	Author	Emma Healy	Consultant	02/01/2014	
	Reviewer	Glenn Higgs	Managing Consultancy	13/01/2014	
2	Author	Emma Healy	Consultant	21/01/2014	Revision following client comments
	Reviewer	Glenn Higgs	Managing Consultant	22/01/2014	

TABLE OF CONTENTS

1.	SUMMARY	5
1.1	OBJECTIVES	5
1.2	STUDY SCOPE AND METHODOLOGY	5
1.3	RESULTS OVERVIEW	5
2.	INTRODUCTION	7
2.1	OBJECTIVES	7
2.2	CHANGES BETWEEN MONITORING SURVEYS	7
2.3	STUDY SCOPE	8
2.4	PHASE 1 DATA COLLECTION	8
2.5	PHASE 2, 3 AND 4 DATA COLLECTION	9
2.6	REPORT STRUCTURE	10
3.	PEDESTRIAN CROSSING MOVEMENTS AND COUNTS	11
3.1	PEDESTRIAN CROSSING MOVEMENTS	11
3.2	PEDESTRIAN COUNTS	13
4.	VEHICLE FLOW AND SPEED	15
4.1	VEHICLE FLOW	15
4.2	VEHICLE SPEED	16
5.	STOPPING ABRUPTLY AND ACCIDENTS	18
5.1	STOPPING ABRUPTLY	18
5.2	ACCIDENTS	18
6.	PARKING OCCUPANCY AND VEHICLES STOPPING	19
6.1	PARKING OCCUPANCY	19
7.	SAFE ZONE AND WRONG WAY MOVEMENTS	20
7.1	SAFE ZONE MOVEMENTS	20
7.2	WRONG WAY MOVEMENTS	21
8.	BUS STOP BEHAVIOUR	23
8.1	BUS STOP BEHAVIOUR	23

LIST OF FIGURES

Figure 1.	Survey Locations	7
Figure 2.	Tactile Map	8
Figure 3.	Pedestrian Crossing Movements	12
Figure 4.	Pedestrian Counts	13
Figure 5.	Total Vehicle Flows	15
Figure 6.	Safe Zone Movements	20
Figure 7.	Wrong Way Movements	22

LIST OF TABLES

Table 1.	Pedestrian and Car Movement Data Collection Dates	9
Table 2.	Bus Stop Data Collection Date	9
Table 3.	Sunrise and Sunset Times	10
Table 4.	Pedestrian Crossing Movements	11
Table 5.	Pedestrian Counts	13
Table 6.	Vehicle Flow	15
Table 7.	85th Percentile Vehicle Speeds	16
Table 8.	Parking Space Occupancy	19
Table 9.	Parking Spaces	19
Table 10.	Safe Zone Movements	20
Table 11.	Wrong Way Movements	21
Table 12.	Bus Stop Behaviour	23

LIST OF APPENDICES

Appendix A – Screenline Locations
Appendix B – Pedestrian Crossing Movements
Appendix C – Screenline Pedestrian Counts
Appendix D – Screenline Vehicle Counts
Appendix E – Vehicle 85 th Percentile Speeds
Appendix F – Vehicles Stopping Abruptly
Appendix G – Accidents
Appendix H – Parking Occupancy
Appendix I – Illegal Vehicle Movements
Appendix J – Bus Stop Behaviour

1. SUMMARY

1.1 Objectives

1.1.1 SYSTRA Ltd (formerly MVA) was commissioned by the Royal Borough of Kensington and Chelsea to provide an assessment of user behaviour and interaction on Exhibition Road. This was the final phase (Phase 4) of a four part monitoring project for the Scheme.

1.2 Study Scope and Methodology

1.2.1 The road was divided into eight Sections for which data was collected to enable a quantitative assessment of a range of factors. These factors were compared to the previous Exhibition Road monitoring studies (Phase 1, 2 and 3), which were conducted during April/May 2012, November/December 2012, and May/June 2013. The factors considered were:

- Pedestrian counts and crossing movements;
- Vehicle flows and speeds;
- Stopping abruptly and accidents;
- Parking and stopping;
- Vehicle wrong way movements and movements in the safe zones; and
- Bus stop boarding/alighting and tripping.

1.3 Results Overview

Pedestrian Crossing Movements and Counts

1.3.1 There is no consistent pattern in pedestrian crossing movements between the Phases. The largest change in pedestrian movements since Phase 3 occurred in Section 8. There was a decrease in pedestrian movements for Sections 4 and 7. The Phase 4 pedestrian counts are broadly similar across the four Phases. There is just one reduction in pedestrian counts between Phase 1 and Phase 4 which is seen in Section 8.

Vehicle Flow and Speed

1.3.2 Vehicle flow was fairly consistent across the Phases, with four Sections displaying a decrease. Similarly, vehicle speeds have remained constant across all Sections with the exception of Section 7 whereby there is a noticeable decrease in the average speed Phase on Phase.

Stopping Abruptly and Accidents

1.3.3 There was one incident of stopping abruptly in Phase 4. This is line with the previous surveys, where the number of incidents of stopping abruptly were minimal and there were also no accidents.

Parking Occupancy and Stopping

- 1.3.4 There has been a decline in the occupancy levels of diplomatic bays on both Sections. Conversely, the occupancy rates for the disable bays has almost doubled since Phase 3. There is little change in use of the residential bays.

Safe Zones and Wrong Way Movements

- 1.3.5 The numbers of vehicles entering the safe zones or travelling in the wrong direction were mostly similar to Phase 3, with some sections where these had increased (Sections 3 and 6). The increases can generally be attributed to pedal cyclists and motorcyclists, as well as a number of vehicles undertaking U-turns in Section 3.

Bus Stop Boarding/Alighting and Tripping

- 1.3.6 Minimal numbers of passengers were recorded boarding or alighting buses and there were no incidents of passengers tripping. Similar results were recorded in Phase 3.

2. INTRODUCTION

2.1 Objectives

2.1.1 MVA Consultancy was commissioned by the Royal Borough of Kensington and Chelsea to provide an assessment of user interaction and movement within Exhibition Road.

2.1.2 As defined in the Project Brief, the specific objectives of this study are as follows:

- Collate information on a similar basis to the previous three Exhibition Road monitoring reports which can be used to generate trends on how the road is being used over a two year period. Users are defined as “motor vehicles, bicycles and pedestrians”; and
- For each of the two bus stops, count the number of people who trip over the kerb for the busiest hour (in terms of pedestrian numbers) during daylight hours and the busiest hour (in terms of pedestrian numbers) during the hours of darkness.

2.1.3 This monitoring study is described as Phase 4. The previous three Phases were conducted during the following periods:

- Phase 1 was conducted during April/May 2012;
- Phase 2 was conducted during November/December 2012;
- Phase 3 was conducted during May/June 2013.

2.2 Changes Between Monitoring Surveys

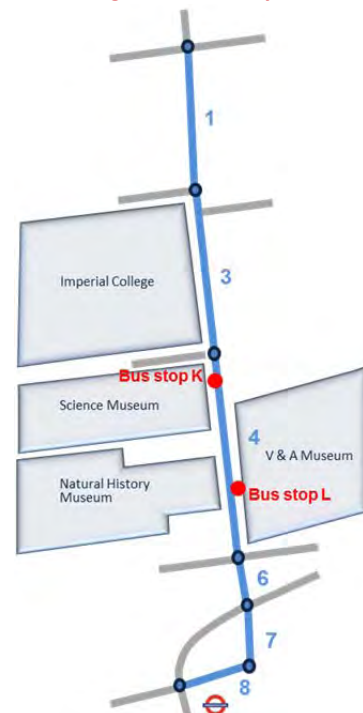
2.2.1 In the period between Phase 1 and Phase 2, the Royal Borough of Kensington and Chelsea:

- Installed bollards at the junction of Cromwell Road to prevent traffic from entering the pedestrian area of Exhibition Road; and
- Installed bollards at the junction of Thurloe Place to prevent traffic from entering the pedestrian area of Exhibition Road.

2.2.2 In the period between Phase 2 and Phase 3, the Royal Borough of Kensington and Chelsea:

- Installed a traffic island at the junction of Cromwell Road to reduce the incidence of traffic turning left from Cromwell Road into Exhibition Road.

Figure 1. Survey Locations



2.2.3 Between Phase 3 and Phase 4, the Royal Borough of Kensington and Chelsea:

- Installed a tactile map located in Thurloe Street, within Section 8, outside South Kensington station. The intention of the tactile map is to help to guide visually-impaired users along Exhibition Road.

Figure 2. Tactile map



2.3 Study Scope

2.3.1 The study covered the area shown in blue in **Figure 1**. Surveys were carried out according to the six numbered Sections shown in Figure 1. The Sections were as follows:

- Section 1: South of Kensington Gore to north of Prince Consort Road;
- Section 3: Princes Gardens to Imperial College Road;
- Section 4: Imperial College Road to north of Cromwell Gardens;
- Section 6: South of Cromwell Gardens to Thurloe Place;
- Section 7: South of Thurloe Place to Thurloe Street; and
- Section 8: Pedestrian area east of Cromwell Place to west of Thurloe Street.

2.3.2 The study was made up of two parts:

- Collection of observational data of pedestrian and driver movement; and
- Statistical analysis of the data.

2.3.3 Quantitative assessment was made of the following factors:

- Pedestrian crossing counts;
- Classified pedestrian counts;
- Classified traffic counts and traffic speed;
- Stopping abruptly;
- Accidents;
- Parking and stopping;
- Safe zone and wrong-way movements; and
- Bus stop boarding/alighting and tripping.

2.4 Phase 1 Data Collection

2.4.1 The Phase 1 **pedestrian and vehicle movement data** was recorded for **24 hours per day** on:

- Wednesday 11/04/12 (weekday during Easter school holidays)
- Saturday 14/04/12 (Saturday during Easter school holidays)

- Tuesday 08/05/12 (weekday during term time).

2.4.2 The Phase 1 **bus stop survey data** was collected on:

- Saturday 05/05/12 (Saturday during term time), **4pm – 5pm** (daylight) and **9pm - 10pm** (darkness);
- Tuesday 29/05/12 (weekday during term time) **5pm – 6pm** (daylight) and **10pm-11pm** (darkness); and
- Wednesday 30/05/12 (weekday during term time) **5pm – 6pm** (daylight) and **10pm-11pm** (darkness).

2.5 Phase 2, 3 and 4 Data Collection

2.5.1 The pedestrian and vehicle movement data was collected during the following time periods:

- 03:00-04:00;
- 08:00-09:00;
- 12:00-13:00;
- 17:00-18:00;
- 21:00-22:00.

Table 1. Pedestrian and Car Movement Data Collection Dates

PHASE	DATE
2	13/11/2012 – weekday term time
3	14/05/2013 – weekday term time
4	12/11/2013 – weekday term time

2.5.2 The bus stop data was collected during the following time periods, which represent the busiest hours of pedestrian activity in daylight and darkness for each Phase:

Table 2. Bus Stop Data Collection Date

PHASE	BUS STOP DATA	TIME PERIOD
2	11/12/2012	12:00-13:00 - daylight 17:00-18:00 - darkness
3	04/06/2013	17:00-18:00 - daylight 21:00-22:00 - darkness
4	10/12/2013	12:00-13:00 - daylight 17:00-18:00 - darkness

2.5.3 The sunrise and sunset times for all Phases are shown in **Table 3**.

Table 3. Sunrise and Sunset Times

PHASE	DATE	SUNRISE	SUNSET
Phase 1	11/04/2012	06:13	19:51
Phase 1	14/04/2012	06:06	19:56
Phase 1	05/08/2012	05:25	20:31
Phase 1	08/05/2012	05:19	20:36
Phase 1	29/05/2012	04:51	20:31
Phase 1	30/05/2012	04:50	21:06
Phase 2	13/11/2012	07:16	16:13
Phase 2	11/12/2012	07:56	15:51
Phase 3	14/05/2013	05:10	20:44
Phase 3	04/06/2013	04:47	21:11
Phase 4	12/11/2013	07:14	16:14
Phase 4	10/12/2013	07:55	15:51

2.5.4 No anomalous behaviour or events were noted on either of the Phase 4 survey dates.

2.5.5 The Phase 4 data for 12/11/2013 and 10/12/2013 (bus stops) is compared with:

- Phase 3 data for 14/05/13 and 04/06/13 (bus stops);
- Phase 2 data from 13/11/2012 and 11/12/2012 (bus stops); and
- Phase 1 data from 08/05/2012 and 25/05/2012 (bus stops).

2.6 Report Structure

- **Chapter 3** describes pedestrian movements, in terms of classified flow counts in the safe zones and crossing movements recorded between the safe zones;
- **Chapter 4** describes vehicle flows and speeds along Exhibition Road;
- **Chapter 5** describes potential conflicts, in terms of accidents and incidents of users of the space stopping abruptly;
- **Chapter 6** describes patterns of parking behaviour and vehicles stopping for no apparent reason;
- **Chapter 7** describes movements of vehicles traveling in the wrong direction and those that enter the safe zones; and
- **Chapter 8** summarises behaviour recorded at the bus stops within the survey site.

2.6.1 The full results for all sections are presented in Appendix B to J.

3. PEDESTRIAN CROSSING MOVEMENTS AND COUNTS

3.1 Pedestrian Crossing Movements

Table 4 shows a comparison of crossing movements between the four Phases. It also shows the range of results recorded across the day in Phase 1. Crossing counts are not shown for Section 8 for Phase 1 due to inaccuracies identified in Phase 1 counts. Section 8 effectively functions as a pedestrian zone and as such the number and variation in crossing movements between the phases is of less significance than for the other sections in terms of pedestrian behaviour and interaction between modes.

Table 4. Pedestrian Crossing Movements

TIME	SECTION 1				SECTION 3				SECTION 4				SECTION 6				SECTION 7				SECTION 8			
	P1	P2	P3	P4	P1	P2	P3	P4	P1	P2	P3	P4	P1	P2	P3	P4	P1	P2	P3	P4	P1	P2	P3	P4
03:00-04:00	0	1	0	0	8	3	10	11	0	0	0	0	11	2	0	6	5	0	0	0		6	0	4
00:00-08:00	0-32				5-89	Y			0-89				1-25		Y		0-133							
08:00-09:00	81	50	201	202	414	724	561	612	296	236	231	245	72	26	116	85	266	235	243	177		1075	1287	1069
08:00-10:00	81-95	Y	Y	Y	414-473	Y	Y	Y	188-296				67-72	Y	Y	Y	211-266			Y				
12:00-13:00	77	72	133	142	634	869	762	1129	609	587	371	364	143	87	216	231	364	248	295	251		825	811	924
10:00-16:00	61-98		Y	Y	339-561	Y	Y	Y	497-671		Y	Y	67-143		Y	Y	196-364							
17:00-18:00	80	51	144	220	589	890	1110	821	451	394	468	433	139	120	288	295	219	264	411	406		1207	1017	1817
16:00-19:00	50-95		Y	Y	418-533	Y	Y	Y	293-526				111-139		Y	Y	219-242	Y	Y	Y				
21:00-22:00	23	21	17	87	298	255	277	206	82	93	96	72	74	33	84	106	156	193	115	136		530	516	734
21:00-00:00	4-23			Y	72-298				26-82	Y	Y		40-74	Y	Y	Y	43-156	Y						
TOTAL	261	195	495	651	1943	2741	2720	2779	1438	1310	1166	1114	439	268	704	723	1010	940	1064	970	6684	3643	3631	4548

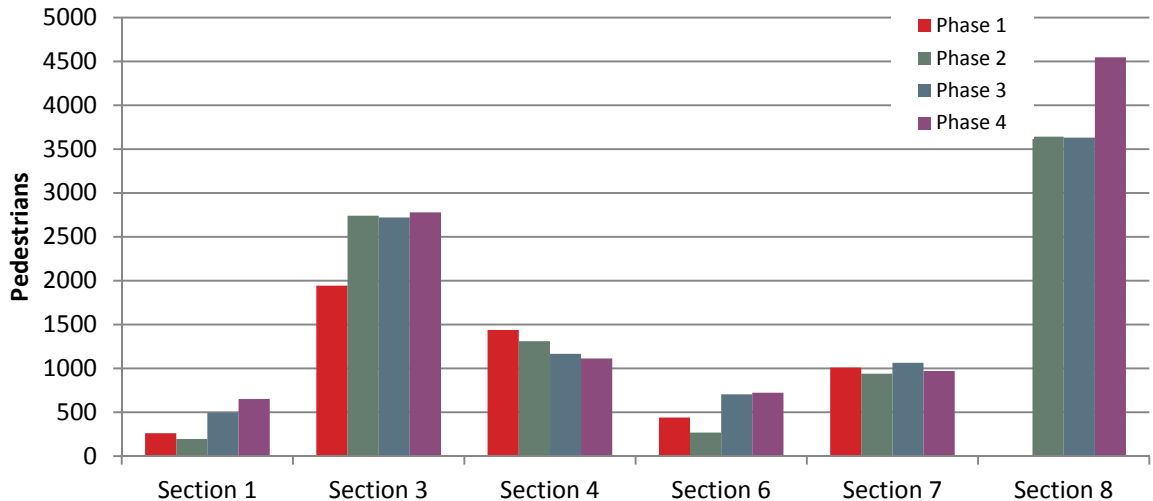
Y Phase 2/3/4 result is outside range of results for P1 for corresponding time period.

Numbers have decreased across four phases.

Numbers have increased across four phases.

3.1.1 **Figure 3** shows a comparison of total crossing movements over the whole day for each of the Phases.

Figure 3. Pedestrian Crossing Movements



b

Table 4 and **Figure 3.** show that:

- Section 1 displays a clear increase in pedestrian crossing movements, with an increase from 261 in Phase 1 to 651 in Phase 4, representing a 149% increase.
- There is also a visible increase in pedestrian crossing movements in section eight during Phase 4 representing just over 900 extra crossing movements since Phase 2 and 3. However, this increase can, in part, be explained by the presence of footway works on the corner of Thurloe Place, in Section 8 leading to Section 7, during Phase 4. The presence of the works site created a channelling effect with pedestrians observed crossing the road in order to avoid it.
- Section 3 and Section 6 also show increases, although to a lesser extent, with 43% and 65% increases on Phase 1 respectively.
- There has been a decrease in pedestrian crossing movements for Section 4, -23%, and section 7, -4%. The introduction of the tactile map outside South Kensington station on 23rd October 2013 may explain some of this decrease. Pedestrians wishing to go to the museums may now be better able to orientate themselves and choose to walk up whichever side of Exhibition Road provides the most direct route to their destination. Consequently, they may have less need to cross Exhibition Road in Section 4.
- Examining the individual hours within each section shows that a large number of Phase 3 and 4 results are outside the range of Phase 1 results for the corresponding time period.

3.2 Pedestrian Counts

3.2.1 **Table 5** shows a comparison of pedestrian counts between the four phases. It also shows the range of results recorded across the day in Phase 1.

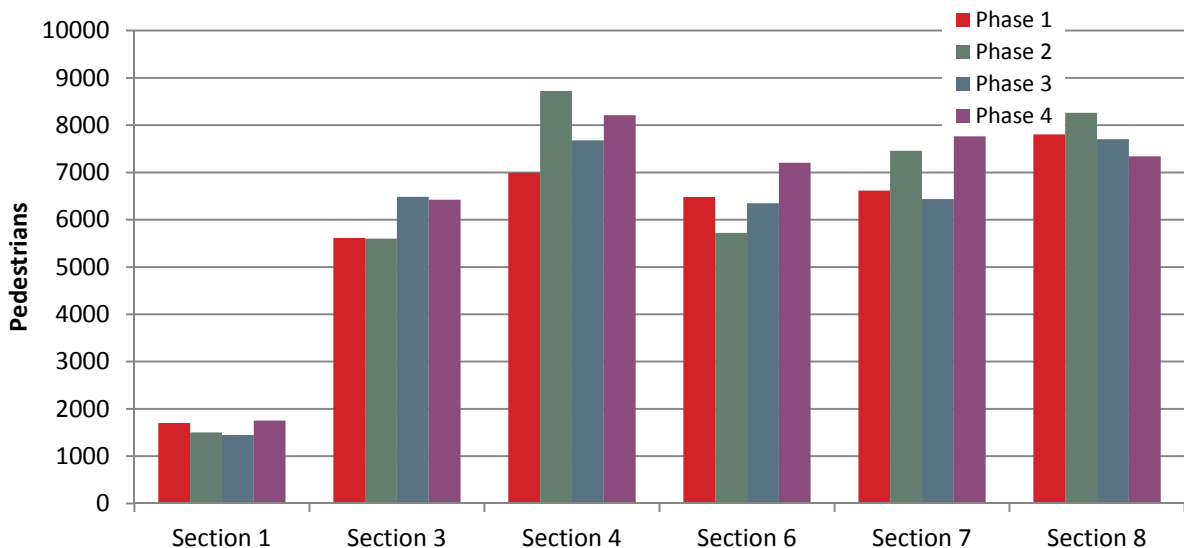
Table 5. Pedestrian Counts

TIME	SECTION 1				SECTION 3				SECTION 4				SECTION 6				SECTION 7				SECTION 8			
	P1	P2	P3	P4	P1	P2	P3	P4	P1	P2	P3	P4	P1	P2	P3	P4	P1	P2	P3	P4	P1	P2	P3	P4
03:00	2	6	1	2	4	2	3	7	8	10	10	30	29	4	3	21	5	11	1	23	12	16	6	39
04:00	1-80				4-217	Y	Y		4-465				8-409	Y	Y		5-509		Y		12-678		Y	
08:00																								
09:00	304	394	478	374	894	1267	1459	1546	1358	1626	1913	1361	1205	1415	1672	1167	1316	1443	1724	1147	1635	1847	2047	1488
10:00	304-388	Y	Y		894-1438		Y	Y	1358-1441	Y	Y		1205-1573		Y	Y	1316-1595		Y	Y	1635-1866		Y	Y
12:00	407	492	516	575	1419	1603	1346	1600	2053	2320	2083	2541	1808	1470	1659	1992	1792	1975	1588	2449	2101	2031	1787	1813
16:00	385-610				1045-1693				1483-2573				1170-2201				1094-2184			Y	1304-2338			
17:00	829	483	390	583	1993	2063	2671	2248	2764	3894	3090	3300	2669	2147	2376	2951	2742		2514	3103	3116	3220	2973	2811
18:00																								
19:00	567-829	Y	Y		1536-1993	Y	Y	Y	2211-2764	Y	Y	Y	159-2669			Y	1889-2742	Y		Y	2346-3116	Y		
21:00	160	126	62	220	1303	666	1004	1023	810	870	583	979	768	685	638	1074	761	840	608	1041	940	1146	889	1189
21:00-00:00	32-160			Y	153-1303				286-844	Y		Y	301-853			Y	328-880			Y	409-978	Y		Y
TOTAL	1702	1501	1447	1754	5613	5601	6483	6424	6993	8720	7679	8211	6479	5721	6348	7205	6616	4269	6435	7763	7804	8260	7702	7340

Y Phase 2/3/4 result is outside range of results for P1 for corresponding time period.
■ Numbers have decreased across four phases. ■ Numbers have increased across four phases.

3.2.2 **Figure 4** shows a comparison of total pedestrian counts over the whole day for each of the Phases.

Figure 4. Pedestrian Counts



3.2.3 **Table 5** and **Figure 4** show that:

- The Phase 4 pedestrian counts are broadly similar across the four Phases.

- The only reduction in pedestrian counts between Phase 1 and Phase 4 is seen in Section 8 where there is a 6% decrease.

4. VEHICLE FLOW AND SPEED

4.1 Vehicle Flow

4.1.1 **Table 6** shows a comparison of vehicle flows across the four phases. It also shows the range of results recorded across the day in Phase 1.

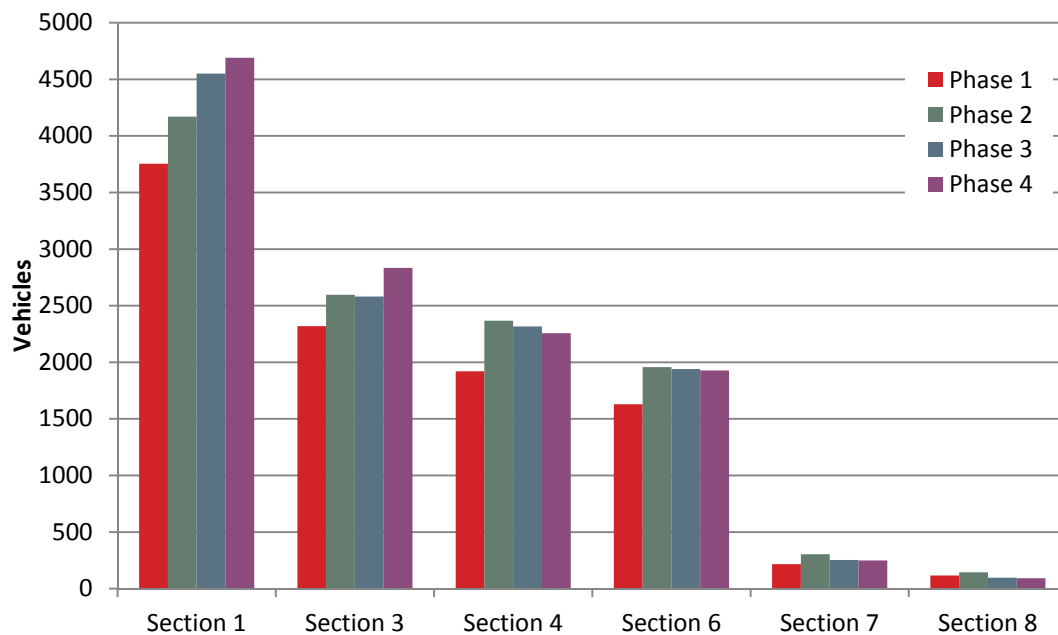
Table 6. Vehicle Flow

TIME	SECTION 1				SECTION 3				SECTION 4				SECTION 6				SECTION 7				SECTION 8			
	P1	P2	P3	P4	P1	P2	P3	P4	P1	P2	P3	P4	P1	P2	P3	P4	P1	P2	P3	P4	P1	P2	P3	P4
03:00-04:00	6	13	8	11	9	8	10	19	8	8	8	17	4	5	6	14	4	3	2	7	3	1	0	3
00:00-08:00	6-690				9-408	Y			8-333				4-269				3-47		Y		0-25			
08:00-09:00	1138	1311	1342	1314	693	769	749	803	538	697	699	696	458	609	602	608	70	91	69	68	10	45	38	24
08:00-10:00	1032-1138	Y	Y	Y	597-693	Y	Y	Y	494-538	Y	Y	Y	431-458	Y	Y	Y	58-70	Y			10-27	Y	Y	
12:00-13:00	965	1030	1223	1212	625	653	665	697	531	615	584	490	446	508	482	427	76	81	80	72	42	33	13	14
10:00-16:00	940-1014	Y	Y	Y	532-625	Y	Y	Y	469-531	Y	Y		372-446	Y	Y		47-76	Y	Y		19-42		Y	Y
17:00-18:00	1154	1260	1357	1455	719	845	808	923	577	735	684	726	497	593	570	610	53	86	63	55	41	35	21	35
16:00-19:00	1035-1154	Y	Y	Y	638-719	Y	Y	Y	541-603	Y	Y	Y	455-504	Y	Y	Y	53-73	Y			21-45	Y		
21:00-22:00	492	556	621	698	273	322	349	392	266	312	342	328	224	243	280	269	14	44	39	48	20	30	25	16
21:00-00:00	236-492	Y	Y	Y	152-322		Y	Y	147-290	Y	Y	Y	121-226	Y	Y	Y	14-46			Y	14-25			
TOTAL	3755	4170	4551	4690	2319	2597	2581	2834	1920	2367	2317	2257	1629	1958	1940	1928	217	305	253	250	116	144	97	92

Y Phase 2/3/4 result is outside range of results for P1 for corresponding time period.
■ Numbers have decreased across four phases. ■ Numbers have increased across four phases.

4.1.2 **Figure 5** shows a comparison of the total vehicle flows across the three phases.

Figure 5. Total Vehicle Flows



4.1.3 **Table 6 and Figure 5** show that:

- Section 1 continues to show an increase in vehicle flow across the four Phases with the Phase 4 counts representing a 25% increase on Phase 1.
- There is little vehicle movement in Section 8 with a total count of 92 vehicles across the time periods. This represents a decrease of 21% against Phase 1 counts. However, given that vehicles are only permitted to undertake loading activities between 7am and 10am in Section 8, the data indicates that this restriction is not being fully adhered to.

4.2 Vehicle Speed

4.2.1 **Table 7** shows the average two-way 85th percentile speeds for each hour in Phase 1, Phase 2, Phase 3 and Phase 4. The speed limit for Sections 1, 3 and 4 is 20mph and 30mph for Sections 6, 7 and 8.

Table 7. 85th Percentile Vehicle Speeds

Time	85th Percentile Speed (mph)																			
	Section 1				Section 3				Section 4				Section 6				Section 7			
	P1	P2	P3	P4	P1	P2	P3	P4	P1	P2	P3	P4	P1	P2	P3	P4	P1	P2	P3	P4
00:00:00	28.4	28.4	31.1	27.6	29.2	28.5	28.7	29.0	25.5	24.6	31.8	26.3	18.8	18.2	19.8	16.6			14.2	
01:00:00	28.9	29.9	26.0	27.5	26.6	27.8	29.9	27.9	26.2	23.1		27.9	13.5		18.6					
02:00:00	30.8	30.3		30.3				29.3												
03:00:00	28.1	30.1									31.0				18.5					
04:00:00		29.5	27.7	41.0		29.3	27.4	30.0			27.7									
05:00:00	29.6	29.7	30.7	27.8	31.8	30.3	32.7	30.6	27.6	28.3	32.1	29.5	23.3	19.8	19.9	18.8	17.6	13.0		
06:00:00	30.1	29.8	29.8	28.9	29.7	31.5	31.7	29.3	27.9	27.8	31.8	28.6	20.0	18.9	19.9	19.8	18.8	14.9	14.3	
07:00:00	30.1	28.8	27.8	27.2	29.3	29.6	28.6	29.0	26.8	26.4	27.1	23.9	19.3	17.7	17.9	18.4	20.1	14.1	14.9	
08:00:00	28.0	25.2	25.5	24.2	25.5	26.3	26.3	26.5	24.5	23.4	26.4	22.9	17.8	16.8	17.6	19.0	18.1	15.9	14.4	
09:00:00	26.2	25.4	23.8	23.6	24.3	24.7	23.1	25.0	22.6	23.0	24.8	22.5	17.8	17.4	17.6	17.7	17.8	15.6	14.9	
10:00:00	26.0	26.3	24.4	23.4	23.4	24.2	24.1	24.5	21.4	22.2	24.6	19.9	17.2	17.0	17.9	19.0	18.9	15.4	14.0	
11:00:00	25.8	26.3	23.1	22.9	22.6	23.8	23.9	23.6	19.4	20.4	24.0	18.3	16.4	17.2	17.6	19.9	17.5	15.4	14.1	
12:00:00	25.9	24.6	23.7	23.4	23.6	23.6	24.6	24.3	20.3	17.9	22.7	18.0	14.1	17.0	17.1	19.6	16.6	15.3	14.5	
13:00:00	25.4	25.6	23.6	22.1	22.7	23.3	22.6	22.8	17.3	19.2	23.6	18.8	15.6	16.7	17.7	19.2	14.7	14.3	14.1	
14:00:00	25.8	25.2	24.3	23.3	23.3	24.4	23.3	23.9	19.5	19.8	24.7	19.6	15.2	16.6	17.7	17.7	15.8	12.8	12.1	
15:00:00	25.9	25.4	24.5	24.2	22.0	22.5	24.2	24.4	19.8	17.2	23.6	18.8	13.8	16.6	17.5	16.7	15.4	14.7	12.5	
16:00:00	25.5	24.8	23.0	23.6	23.6	22.9	23.4	23.8	19.2	17.1	25.0	17.3	13.8	15.5	17.1	19.0	17.5	15.8	10.7	
17:00:00	24.9	24.9	24.2	22.4	23.4	23.8	23.4	23.0	20.6	18.5	24.1	17.4	14.7	14.8	17.0	17.2	15.3	12.7	14.0	
18:00:00	25.1	24.9	25.2	24.0	25.1	24.0	24.7	22.3	22.0	18.8	25.0	18.4	14.5	16.8	17.2	16.6	17.5	15.7	14.4	
19:00:00	26.0	25.7	25.4	23.0	24.6	26.6	25.8	23.3	20.7	22.6	26.0	22.4	17.4	16.7	18.0	18.9	16.3	16.7	14.0	
20:00:00	26.4	27.0	25.8	25.2	26.2	28.1	26.1	25.6	21.7	23.9	28.0	24.1	18.2	17.5	18.1	18.5	17.5	16.2	14.8	
21:00:00	27.5	27.0	25.7	26.3	27.8	28.6	26.8	25.2	23.8	23.5	27.6	25.4	18.0	17.8	18.5	18.3	21.8	13.8	15.4	
22:00:00	27.9	28.1	26.5	25.8	27.0	27.9	28.8	26.2	22.8	22.9	27.7	25.4	17.7	17.6	18.9	18.9	16.0	15.7	14.3	
23:00:00	27.5	28.3	28.0	26.3	29.6	29.4	29.4	26.8	24.3	26.0	28.9	25.4	19.7	18.4	19.6	18.7	19.1	17.1	15.1	
Hourly Average	26.2	25.9	25.1	25.3	24.9	25.3	25.1	25.6	21.9	22.1	25.5	22.4	17.1	17.1	18.2	18.7	17.7	15.3	14.0	

Numbers have decreased across four phases.

Numbers have increased across four phases.

- Note:**
1. Blank cells denote insufficient vehicle flow for average speed to be established.
 2. Congestion in Section 6 meant vehicles did not move fast enough to allow the radar detector to calculate speed in a robust manner during Phase 1. The readings produced spurious results and were therefore discounted. However the radar did succeed in calculating sufficiently reliable results in Phase 2 and Phase 3. These are southbound only as this section is one-way.
 3. A problem with the radar detector meant that results were not recorded on 13th November 2012 for Section 1, northbound. The northbound data for this section is from an additional survey on 7th December 2012.

Table 7 shows that:

- The 85th percentile speeds (average across all hours) within Sections 1 to 6 have remained fairly constant across all four Phases.
- There has been a steady decline in the hourly average 85th percentile speed recorded (average across all hours) in Section 7 Phase on Phase; with 14mph recorded in Phase 4 compared to 18.7mph in Phase 1. This represents a decrease of 4.7mph between Phase 1 and Phase 4.
- The lowest 85th percentile speeds (average for a particular hour) were recorded in Section 7, between 14:00 and 16:00, with an average speed of 10.7 mph at 16:00.

5. STOPPING ABRUPTLY AND ACCIDENTS

5.1 Stopping Abruptly

5.1.1 There was one incident of stopping abruptly in Phase 4, and two incidents recorded in Phase 2. There were no incidents of stopping abruptly recorded across Phase 3.

5.1.2 In the equivalent hours in Phase 1, there was only one incident of stopping abruptly recorded. In the same sections, across the course of the whole day in Phase 1 there were 13 such incidents.

5.2 Accidents

5.2.1 No accidents were recorded in any of the four Phases.

6. PARKING OCCUPANCY AND VEHICLES STOPPING

6.1 Parking Occupancy

6.1.1 **Table 8** shows the level of occupancy of designated parking spaces across the survey period for each Section. The number of spaces within each Section is shown in **Table 9**.

Table 8. Parking Space Occupancy

	% Occupancy Diplomatic Bays				% Occupancy Disabled Bays				% Occupancy Residential Bays			
	Phase 1	Phase 2	Phase 3	Phase 4	Phase 1	Phase 2	Phase 3	Phase 4	Phase 1	Phase 2	Phase 3	Phase 4
Section 1	67%	53%	67%	27%					21%	15%	28%	27%
Section 3									15%	18%	20%	15%
Section 4					0%	0%	17%	33%	72%	76%	68%	68%
Section 6	20%	60%	20%	0%								
Section 7	No designated bays											
Section 8	No designated bays											

Table 9. Parking Spaces

	Number of bays		
	Diplomatic	Disabled	Residential
Section 1	3		37
Section 3			52
Section 4		12	19
Section 6	2		
Section 7			
Section 8			

6.1.2 An average daily occupancy was calculated based on counts taken at 5 minute intervals and totalled across each hour. In calculating the occupancy, the 3 diplomatic bays, for example, would, for Phase 3, have a daily total available space of $3 \times 5 = 15$ spaces so a daily total of 10 would be a 67% occupancy.

6.1.3 **Table 8** shows that:

- There has been a large decline in the occupancy levels of the diplomatic bays, 27% in Phase 4 compared to 67% in Phase 3 for Section 1. This decline is replicated in Section 6 with no vehicles occupying the bays in Phase 4 against a 20% occupancy rate in Phase 3.
- The occupancy rates for the disabled bays in Section 4 has almost doubled since Phase 3, with 33% occupancy in Phase 4 compared to 17% Phase 3.
- Levels of occupancy of residential bays has shown little change for Sections 1 and Section 4. Section 3 occupancy levels have decreased to the Phase 1 levels of 15%, representing a 5% decrease against Phase 3.

7. SAFE ZONE AND WRONG WAY MOVEMENTS

7.1 Safe Zone Movements

7.1.1 **Table 10** shows incidents of vehicles entering the safe zones in each section for the four phases. It also indicates whether Phase 2, 3 and 4 results fall within the range of results for the equivalent time period in Phase 1.

Table 10. Safe Zone Movements

TIME	SECTION 1				SECTION 3				SECTION 4				SECTION 6				SECTION 7			
	P1	P2	P3	P4	P1	P2	P3	P4	P1	P2	P3	P4	P1	P2	P3	P4	P1	P2	P3	P4
03:00-04:00	1	0	1	0	3	2	1	1	0	0	0	0	0	0	0	0	0	0	3	3
00:00-08:00	0-13				0-14				0-15				0-4				0-11			
08:00-09:00	10	26	15	15	6	25	15	27	13	10	15	14	2	6	2	2	3	18	11	16
08:00-10:00	5-10	Y	Y	Y	6-11	Y	Y	Y	3-13		Y	Y	1-2	Y			3-7	Y	Y	Y
12:00-13:00	17	4	27	6	9	21	21	15	6	8	22	20	4	3	1	3	11	12	7	10
10:00-16:00	4-17		Y		9-17	Y	Y		4-17		Y	Y	3-6		Y		4-11	Y		
17:00-18:00	8	4	10	10	17	18	16	15	7	20	22	36	8	3	3	6	12	12	8	6
16:00-19:00	4-23				10-17	Y			2-7	Y	Y	Y	5-8	Y	Y		2-12			
21:00-22:00	3	4	12	8	4	13	11	6	5	10	15	3	4	1	4	1	7	11	8	11
21:00-00:00	1-3	Y	Y	Y	1-4	Y	Y	Y	4-6	Y	Y	Y	1-4				4-7	Y	Y	Y
TOTAL	39	38	65	39	39	79	64	64	31	48	74	73	18	13	10	12	33	53	37	46

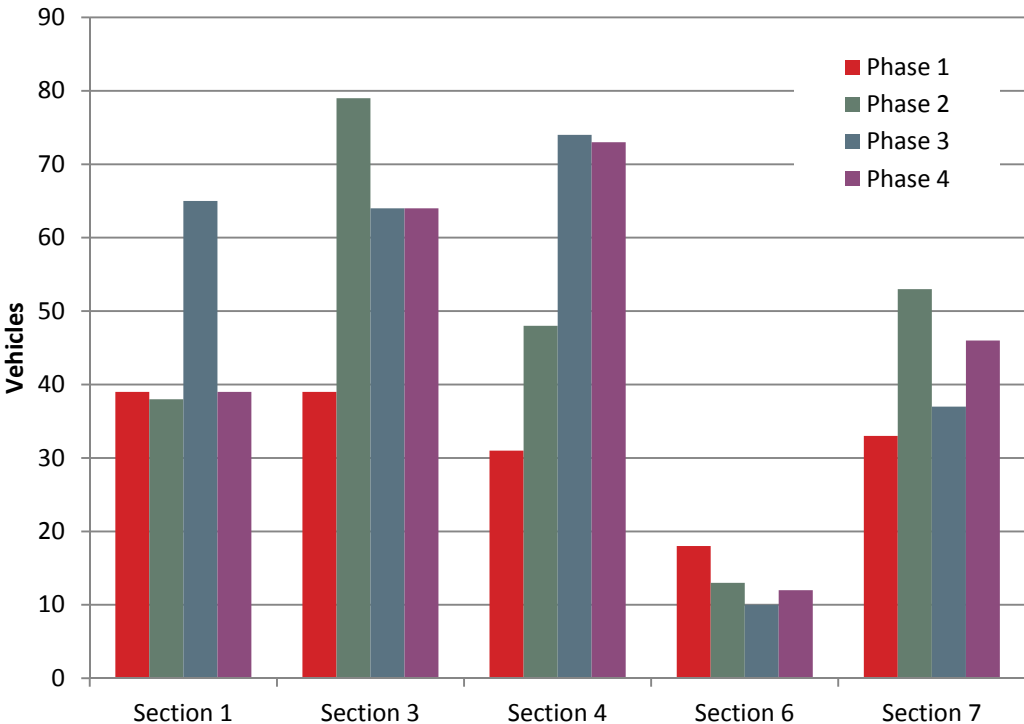
Y Phase 2/3/4 result is outside range of results for P1 for corresponding time period.

Numbers have decreased across four phases.

Numbers have increased across four phases.

7.1.2 **Figure 6** shows a comparison of the total number of incidents of vehicles entering the safe zones in each of the three phases.

Figure 6. Safe Zone Movements



7.1.3 **Table 10** and **Figure 6** show that:

- With the exception of Section 6, the number of vehicles entering the safe zones in Phase 4 has increased compared to Phase 1.

7.1.4 Video survey observations show that pedal cycles make up most of the safe zone movements in Section 4, travelling southbound down the inside of the queue of traffic that builds up at the junction with Cromwell Road.

7.1.5 From video survey observations, the higher number of recorded vehicles entering the safe zones in Section 1 in Phase 3 is explained through a combination of cyclists cutting across the safe zone in order to turn left into Kensington Road at the northern end of Exhibition Road and motor vehicles dropping off or turning round in this section and using the safe zones to perform these manoeuvres. The spike in Section 3 during Phase 2 can also be accounted for by increased numbers of cyclists crossing into the safe zone, this is in addition to vehicles stopping on the eastern side of Exhibition Road and straddling the safe zone.

7.2 Wrong Way Movements

7.2.1 **Table 11** shows incidents of vehicles travelling the wrong way in each section for the four Phases. It also indicates whether Phase 2, 3 and 4 results fall within the range of results for the equivalent time period in Phase 1.

Table 11. Wrong Way Movements

TIME	SECTION 1				SECTION 3				SECTION 4				SECTION 6				SECTION 7			
	P1	P2	P3	P4	P1	P2	P3	P4	P1	P2	P3	P4	P1	P2	P3	P4	P1	P2	P3	P4
03:00-04:00	0	1	0	0	0	1	4	0	0	0	0	1	0	0	0	0	0	0	0	7
00:00-08:00	0-3				0-7				0-13				0-4				0-1			Y
08:00-09:00	0	3	2	0	4	13	14	36	16	10	19	22	8	9	15	30	5	7	20	12
08:00-10:00	0	Y	Y		4-6	Y	Y	Y	8-16		Y	Y	3-8	Y	Y	Y	4-5	Y	Y	Y
12:00-13:00	1	0	1	2	4	8	20	20	13	22	15	20	3	5	5	8	4	10	11	7
10:00-16:00	0-1			Y	3-9		Y	Y	2-18	Y		Y	2-6			Y	1-7	Y	Y	
17:00-18:00	1	1	1	1	4	11	8	26	6	23	23	12	2	1	2	13	9	9	21	18
16:00-19:00	0-1				3-11			Y	6-11	Y	Y	Y	1-8			Y	3-9		Y	Y
21:00-22:00	1	2	0	0	3	12	10	9	5	10	7	5	4	6	5	4	5	9	13	7
21:00-00:00	0-1	Y			3-5	Y	Y	Y	5-14				0-4	Y	Y		1-5	Y	Y	Y
TOTAL	3	7	4	3	15	45	56	91	40	65	64	60	17	21	27	55	23	35	65	51

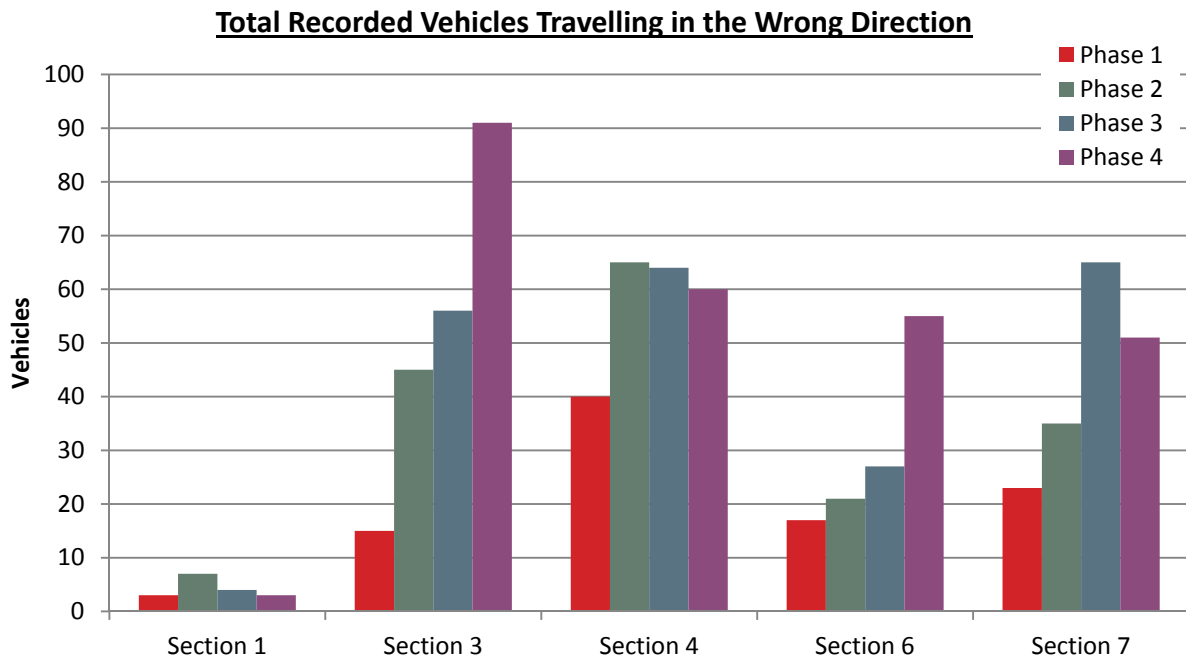
Y Phase 2/3/4 result is outside range of results for P1 for corresponding time period.

Numbers have decreased across four phases.

Numbers have increased across four phases.

7.2.2 **Figure 7** shows a comparison of the total number of incidents of vehicles travelling the wrong way in each of the four phases.

Figure 7. Wrong Way Movements



7.2.3 **Table 11** and **Figure 7** show that:

- The number of incidents of vehicles travelling the wrong way is similar to those recorded in the previous phases in Sections 1 and 4. Sections 3 and 6 show more noticeable increases between Phase 1 and Phase 4 in the number of vehicles recorded travelling the wrong way.
- Section 3 and 6 also show a pattern of the number of incidents increasing with each phase.

7.2.4 From video survey observations the majority of the increases in wrong way movements in Section 3 can be explained by vehicles making U-turns. During the 8am-9am, 12pm-1pm, and 5pm-6pm periods, congestion was observed with southbound queuing traffic. A number of vehicles in the queuing traffic made U-turns in order to avoid the congestion. In making this manoeuvre, they infringed on the northbound lane and were recorded as travelling the wrong way southbound. The wrong way movements in Section 6 are mostly made up of pedal cyclists and motorcyclists travelling northbound. These users were observed overtaking queuing vehicles and infringing on the southbound lanes while doing so.

8. BUS STOP BEHAVIOUR

8.1 Bus Stop Behaviour

8.1.1 **Table 12** shows the number of passengers that boarded and alighted buses within the survey area and the number of these passengers that tripped.

8.1.2 **Table 12** indicates that few passengers boarded or alighted buses in Phase 4 and that none of these passengers tripped. The Phase 4 results are similar to those recorded in the previous three phases.

Table 12. Bus Stop Behaviour

		Phase 1		Phase 2		Phase 3		Phase 4	
		Daylight	Darkness	Daylight	Darkness	Daylight	Darkness	Daylight	Darkness
Bus stop K (northbound)	Boarders/alighters	3	3	8	1	11	1	17	7
	Tripping	0	0	0	0	0	0	0	0
Bus stop L (southbound)	Boarders/alighters	28	0	8	9	25	1	9	16
	Tripping	1	0	0	0	0	0	0	0

Busiest hours:

Phase 1: 5pm-6pm (daylight), 10pm-11pm (darkness)

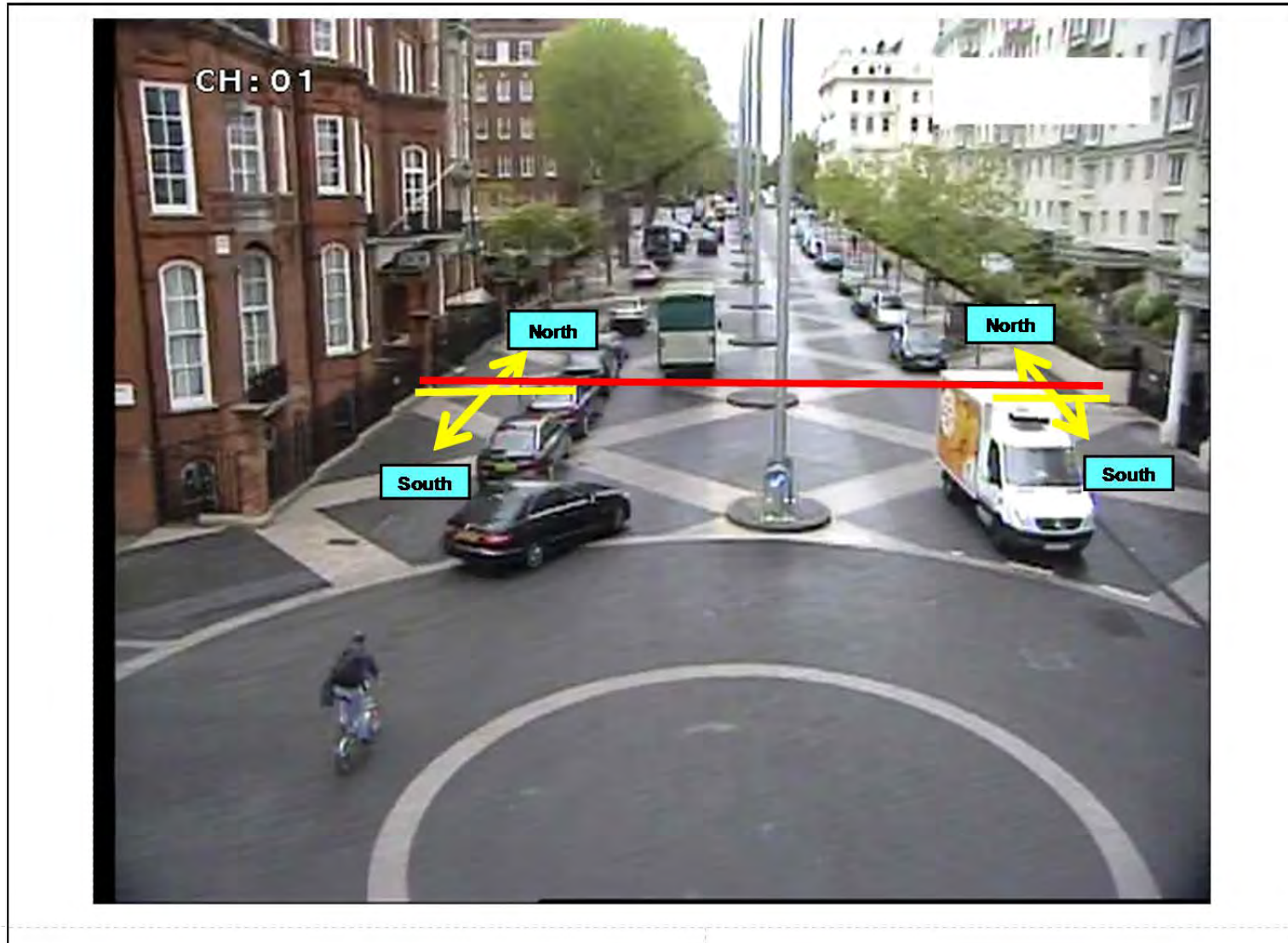
Phase 2: 12pm-1pm (daylight), 5pm-6pm (darkness)

Phase 3: 5pm-6pm (daylight), 9pm-10pm (darkness)


Phase 4: 12pm-1pm (daylight), 5pm-6pm (darkness)

Appendix A – Screenline Locations


Section: 1
View: J



Section: 3
View: H




Section: 4
View: D





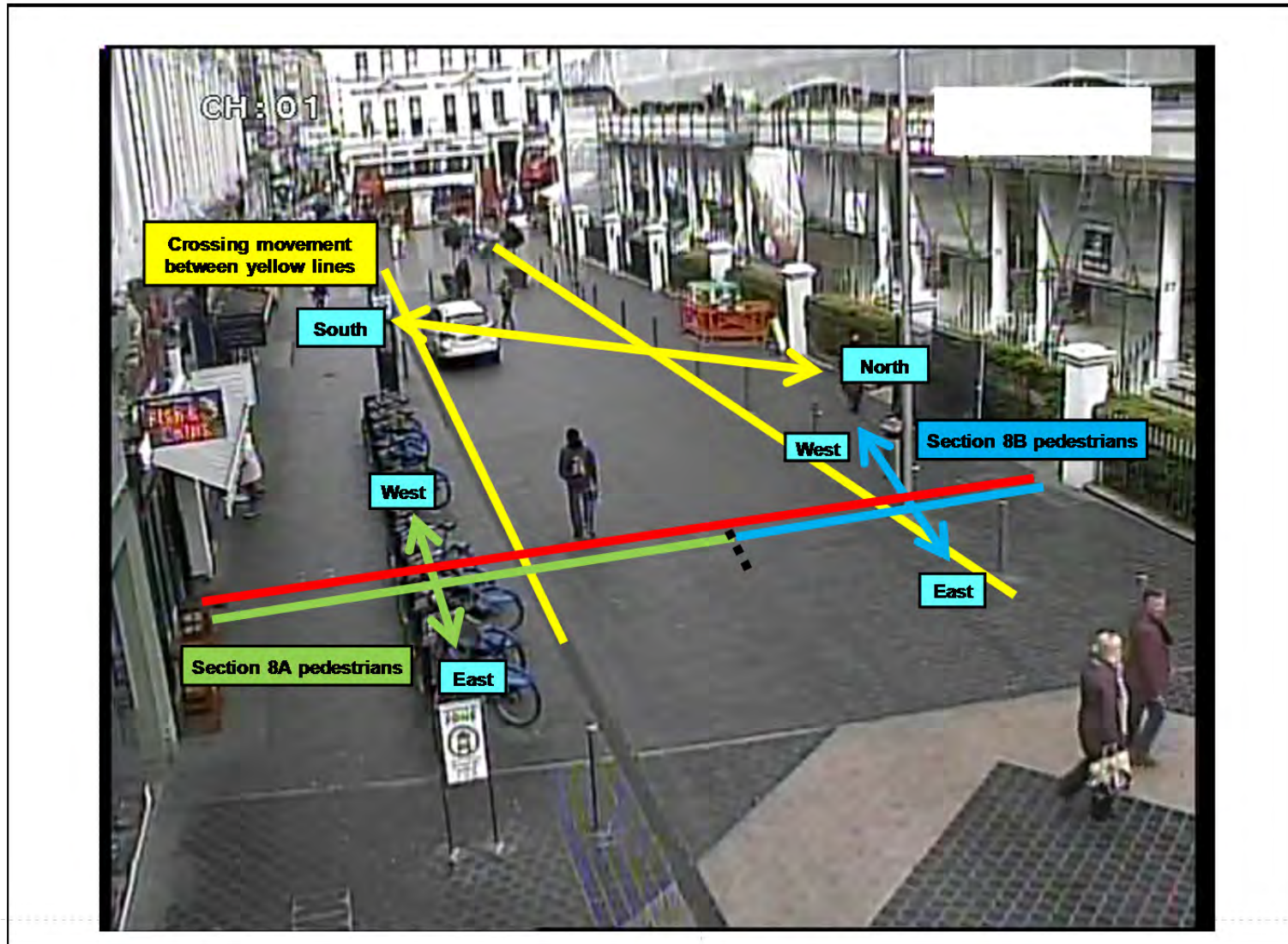
Section: 6
View: C



Section: 7
View: B



Section: 8
View: 2



Appendix B – Pedestrian Crossing Movements

Phase 1

SECTION 1	EAST to WEST							TOT	WEST to EAST							TOT
	People With Prams/ Pushchairs	Wheelchair/ Electric Scooter Users	Severe Mobility Difficulties	Visually Impaired	Able Bodied Adults	Able Bodied Children	People With Prams/ Pushchairs		Wheelchair/ Electric Scooter Users	Severe Mobility Difficulties	Visually Impaired	Able Bodied Adults	Able Bodied Children			
TIME							TOT							TOT		
03:00-04:00	0	0	0	0	0	0	0	0	0	0	0	0	0	0		
08:00-09:00	1	0	0	0	35	0	36	4	0	0	0	38	3	45		
12:00-13:00	2	0	0	0	38	0	40	2	0	0	0	35	0	37		
17:00-18:00	1	0	0	0	23	1	25	1	0	0	0	54	0	55		
21:00-22:00	0	0	0	0	4	0	4	0	0	0	0	19	0	19		
TOTAL	4	0	0	0	100	1	105	7	0	0	0	146	3	156		

Phase 2

SECTION 1	EAST to WEST							TOT	WEST to EAST							TOT
	People With Prams/ Pushchairs	Wheelchair/ Electric Scooter Users	Severe Mobility Difficulties	Visually Impaired	Able Bodied Adults	Able Bodied Children	People With Prams/ Pushchairs		Wheelchair/ Electric Scooter Users	Severe Mobility Difficulties	Visually Impaired	Able Bodied Adults	Able Bodied Children			
TIME							TOT							TOT		
03:00-04:00	0	0	0	0	0	0	0	0	0	0	0	1	0	1		
08:00-09:00	2	0	0	0	64	11	77	4	1	0	0	76	26	107		
12:00-13:00	0	0	0	0	80	0	80	1	0	0	0	108	0	109		
17:00-18:00	1	0	0	0	62	1	64	2	0	0	0	126	5	133		
21:00-22:00	0	0	0	0	34	0	34	0	0	0	0	30	0	30		
TOTAL	3	0	0	0	240	12	255	7	1	0	0	341	31	380		

Phase 3

SECTION 1	EAST to WEST							TOT	WEST to EAST							TOT
	People With Prams/ Pushchairs	Wheelchair/ Electric Scooter Users	Severe Mobility Difficulties	Visually Impaired	Able Bodied Adults	Able Bodied Children	People With Prams/ Pushchairs		Wheelchair/ Electric Scooter Users	Severe Mobility Difficulties	Visually Impaired	Able Bodied Adults	Able Bodied Children			
TIME																
03:00-04:00	0	0	0	0	0	0	0	0	0	0	0	0	0	0		
08:00-09:00	1	0	0	0	82	2	85	1	0	0	0	91	24	116		
12:00-13:00	3	0	0	0	42	0	45	1	0	0	0	87	0	88		
17:00-18:00	3	0	0	0	48	3	54	0	0	0	0	88	2	90		
21:00-22:00	0	0	0	0	8	0	8	0	0	0	0	9	0	9		
TOTAL	7	0	0	0	180	5	192	2	0	0	0	275	26	303		

Phase 4

SECTION 1	EAST to WEST							TOT	WEST to EAST							TOT
	PEOPLE WITH PRAMS/ PUSHCHAIRS	WHEELCHAIR/ ELECTRIC SCOOTER USERS	SEVERE MOBILITY DIFFICULTIES	VISUALLY IMPAIRED	ABLE BODIED ADULTS	ABLE BODIED CHILDREN	PEOPLE WITH PRAMS/ PUSHCHAIRS		WHEELCHAIR/ ELECTRIC SCOOTER USERS	SEVERE MOBILITY DIFFICULTIES	VISUALLY IMPAIRED	ABLE BODIED ADULTS	ABLE BODIED CHILDREN			
TIME																
03:00-04:00	0	0	0	0	0	0	0	0	0	0	0	0	0	0		
08:00-09:00	0	0	0	0	64	2	66	5	0	0	0	70	61	136		
12:00-13:00	2	0	0	0	56	2	60	2	0	0	0	73	7	82		
17:00-18:00	6	0	0	0	118	1	125	0	0	0	0	94	1	95		
21:00-22:00	0	0	0	0	19	0	19	0	0	0	0	67	1	68		
TOTAL	8	0	0	0	257	5	270	7	0	0	0	304	70	381		

Phase 1

SECTION 3	EAST to WEST						TOT	WEST to EAST						TOT
	People With Prams/ Pushchairs	Wheelchair/ Electric Scooter Users	Severe Mobility Difficulties	Visually Impaired	Able Bodied Adults	Able Bodied Children		People With Prams/ Pushchairs	Wheelchair/ Electric Scooter Users	Severe Mobility Difficulties	Visually Impaired	Able Bodied Adults	Able Bodied Children	
TIME														
03:00-04:00	0	0	0	0	1	0	1	0	0	0	0	7	0	7
08:00-09:00	1	0	0	0	273	16	290	5	1	0	0	111	7	124
12:00-13:00	2	0	0	0	181	0	183	0	0	0	0	430	21	451
17:00-18:00	3	0	0	0	258	15	276	6	0	0	0	300	7	313
21:00-22:00	0	0	0	0	138	0	138	0	0	0	0	160	0	160
TOTAL	6	0	0	0	851	31	888	11	1	0	0	1008	35	1055

Phase 2

SECTION 3	EAST to WEST						TOT	WEST to EAST						TOT
	People With Prams/ Pushchairs	Wheelchair/ Electric Scooter Users	Severe Mobility Difficulties	Visually Impaired	Able Bodied Adults	Able Bodied Children		People With Prams/ Pushchairs	Wheelchair/ Electric Scooter Users	Severe Mobility Difficulties	Visually Impaired	Able Bodied Adults	Able Bodied Children	
TIME														
03:00-04:00	0	0	0	0	2	0	2	0	0	0	0	1	0	1
08:00-09:00	5	0	0	0	533	10	548	9	0	0	0	162	5	176
12:00-13:00	2	0	0	0	310	2	314	1	0	0	0	550	4	555
17:00-18:00	7	0	0	0	340	2	349	5	1	0	0	531	4	541
21:00-22:00	0	0	0	0	171	0	171	0	0	0	0	84	0	84
TOTAL	14	0	0	0	1356	14	1384	15	1	0	0	1328	13	1357

Phase 3

SECTION 3	EAST to WEST							TOT	WEST to EAST							TOT
	People With Prams/ Pushchairs	Wheelchair/ Electric Scooter Users	Severe Mobility Difficulties	Visually Impaired	Able Bodied Adults	Able Bodied Children	People With Prams/ Pushchairs		Wheelchair/ Electric Scooter Users	Severe Mobility Difficulties	Visually Impaired	Able Bodied Adults	Able Bodied Children			
TIME																
03:00-04:00	0	0	0	0	1	0	1	0	0	0	9	0	9			
08:00-09:00	4	0	0	0	348	8	360	8	0	0	184	9	201			
12:00-13:00	4	0	0	0	320	2	326	6	0	0	424	6	436			
17:00-18:00	12	0	0	0	551	3	566	6	0	0	533	5	544			
21:00-22:00	0	0	0	0	168	1	169	1	0	0	105	2	108			
TOTAL	20	0	0	0	1388	14	1422	21	0	0	1255	22	1298			

Phase 4

SECTION 3	EAST to WEST							TOT	WEST to EAST							TOT
	PEOPLE WITH PRAMS/ PUSHCHAIRS	WHEELCHAIR/ ELECTRIC SCOOTER USERS	SEVERE MOBILITY DIFFICULTIES	VISUALLY IMPAIRED	ABLE BODIED ADULTS	ABLE BODIED CHILDREN	PEOPLE WITH PRAMS/ PUSHCHAIRS		WHEELCHAIR/ ELECTRIC SCOOTER USERS	SEVERE MOBILITY DIFFICULTIES	VISUALLY IMPAIRED	ABLE BODIED ADULTS	ABLE BODIED CHILDREN			
TIME																
03:00-04:00	0	0	0	0	2	0	2	0	0	0	9	0	9			
08:00-09:00	2	0	0	0	404	69	475	3	0	0	110	24	137			
12:00-13:00	7	0	0	0	388	12	407	2	0	0	700	20	722			
17:00-18:00	3	0	0	0	372	7	382	3	0	0	424	12	439			
21:00-22:00	0	0	0	0	125	6	131	0	0	0	75	0	75			
TOTAL	12	0	0	0	1291	94	1397	8	0	0	1318	56	1382			

Phase 1

SECTION 4	EAST to WEST							TOT	WEST to EAST							TOT
	People With Prams/ Pushchairs	Wheelchair/ Electric Scooter Users	Severe Mobility Difficulties	Visually Impaired	Able Bodied Adults	Able Bodied Children	People With Prams/ Pushchairs		Wheelchair/ Electric Scooter Users	Severe Mobility Difficulties	Visually Impaired	Able Bodied Adults	Able Bodied Children			
TIME							TOT							TOT		
03:00-04:00	0	0	0	0	0	0	0	0	0	0	0	0	0	0		
08:00-09:00	0	0	0	0	69	0	69	4	0	0	0	114	1	119		
12:00-13:00	3	0	0	0	244	10	257	3	1	0	0	339	9	352		
17:00-18:00	4	1	0	0	220	2	227	1	0	0	0	217	6	224		
21:00-22:00	0	0	0	0	34	0	34	0	0	0	0	48	0	48		
TOTAL	7	1	0	0	567	12	587	8	1	0	0	718	16	743		

Phase 2

SECTION 4	EAST to WEST							TOT	WEST to EAST							TOT
	People With Prams/ Pushchairs	Wheelchair/ Electric Scooter Users	Severe Mobility Difficulties	Visually Impaired	Able Bodied Adults	Able Bodied Children	People With Prams/ Pushchairs		Wheelchair/ Electric Scooter Users	Severe Mobility Difficulties	Visually Impaired	Able Bodied Adults	Able Bodied Children			
TIME							TOT							TOT		
03:00-04:00	0	0	0	0	0	0	0	0	0	0	0	0	0	0		
08:00-09:00	0	0	0	0	97	3	100	7	0	0	0	122	7	136		
12:00-13:00	2	0	0	0	236	4	242	3	0	1	0	336	5	345		
17:00-18:00	4	0	0	0	248	7	259	1	0	0	0	128	6	135		
21:00-22:00	0	0	0	0	48	0	48	0	0	0	0	45	0	45		
TOTAL	6	0	0	0	629	14	649	11	0	1	0	631	18	661		

Phase 3

SECTION 4	EAST to WEST							TOT	WEST to EAST							TOT
	People With Prams/ Pushchairs	Wheelchair/ Electric Scooter Users	Severe Mobility Difficulties	Visually Impaired	Able Bodied Adults	Able Bodied Children	People With Prams/ Pushchairs		Wheelchair/ Electric Scooter Users	Severe Mobility Difficulties	Visually Impaired	Able Bodied Adults	Able Bodied Children			
TIME																
03:00-04:00	0	0	0	0	0	0	0	0	0	0	0	0	0			
08:00-09:00	1	0	0	0	90	7	98	5	0	0	122	6	133			
12:00-13:00	2	0	0	0	149	4	155	6	2	0	207	1	216			
17:00-18:00	6	0	0	0	207	7	220	4	0	0	241	3	248			
21:00-22:00	0	0	0	0	52	0	52	0	0	0	44	0	44			
TOTAL	9	0	0	0	498	18	525	15	2	0	614	10	641			

Phase 4

SECTION 4	EAST to WEST							TOT	WEST to EAST							TOT
	PEOPLE WITH PRAMS/ PUSHCHAIRS	WHEELCHAIR/ ELECTRIC SCOOTER USERS	SEVERE MOBILITY DIFFICULTIES	VISUALLY IMPAIRED	ABLE BODIED ADULTS	ABLE BODIED CHILDREN	PEOPLE WITH PRAMS/ PUSHCHAIRS		WHEELCHAIR/ ELECTRIC SCOOTER USERS	SEVERE MOBILITY DIFFICULTIES	VISUALLY IMPAIRED	ABLE BODIED ADULTS	ABLE BODIED CHILDREN			
TIME																
03:00-04:00	0	0	0	0	0	0	0	0	0	0	0	0	0			
08:00-09:00	1	0	0	0	81	15	97	0	0	0	137	11	148			
12:00-13:00	6	0	0	0	146	15	167	5	0	0	191	1	197			
17:00-18:00	6	0	0	0	201	3	210	3	0	0	217	3	223			
21:00-22:00	2	0	0	0	35	0	37	0	0	0	34	1	35			
TOTAL	15	0	0	0	463	33	511	8	0	0	579	16	603			

Phase 1

SECTION 6	EAST to WEST							TOT	WEST to EAST							TOT
	People With Prams/ Pushchairs	Wheelchair/ Electric Scooter Users	Severe Mobility Difficulties	Visually Impaired	Able Bodied Adults	Able Bodied Children	People With Prams/ Pushchairs		Wheelchair/ Electric Scooter Users	Severe Mobility Difficulties	Visually Impaired	Able Bodied Adults	Able Bodied Children			
TIME							TOT						TOT			
03:00-04:00	0	0	0	0	2	0	2	0	0	0	0	9	0	9		
08:00-09:00	0	0	0	0	33	1	34	0	0	0	0	30	3	33		
12:00-13:00	1	0	0	0	74	2	77	1	0	0	0	64	1	66		
17:00-18:00	0	0	0	0	75	4	79	1	0	0	0	58	1	60		
21:00-22:00	0	0	0	0	32	0	32	0	0	0	0	42	0	42		
TOTAL	1	0	0	0	216	7	224	2	0	0	0	203	5	210		

Phase 2

SECTION 6	EAST to WEST							TOT	WEST to EAST							TOT
	People With Prams/ Pushchairs	Wheelchair/ Electric Scooter Users	Severe Mobility Difficulties	Visually Impaired	Able Bodied Adults	Able Bodied Children	People With Prams/ Pushchairs		Wheelchair/ Electric Scooter Users	Severe Mobility Difficulties	Visually Impaired	Able Bodied Adults	Able Bodied Children			
TIME							TOT						TOT			
03:00-04:00	0	0	0	0	1	0	1	0	0	0	0	1	0	1		
08:00-09:00	0	0	0	0	6	2	8	0	0	0	0	18	0	18		
12:00-13:00	0	0	0	0	41	0	41	0	0	0	0	46	0	46		
17:00-18:00	0	0	0	0	51	0	51	0	0	0	0	69	0	69		
21:00-22:00	0	0	0	0	10	0	10	0	0	0	0	23	0	23		
TOTAL	0	0	0	0	109	2	111	0	0	0	0	157	0	157		

Phase 3

SECTION 6	EAST to WEST							TOT	WEST to EAST							TOT
	People With Prams/ Pushchairs	Wheelchair/ Electric Scooter Users	Severe Mobility Difficulties	Visually Impaired	Able Bodied Adults	Able Bodied Children	People With Prams/ Pushchairs		Wheelchair/ Electric Scooter Users	Severe Mobility Difficulties	Visually Impaired	Able Bodied Adults	Able Bodied Children			
TIME																
03:00-04:00	0	0	0	0	0	0	0	0	0	0	0	0	0			
08:00-09:00	1	0	0	0	38	1	40	1	0	0	75	0	76			
12:00-13:00	2	0	0	0	94	0	96	1	0	0	119	0	120			
17:00-18:00	0	0	0	0	159	0	159	1	0	0	127	1	129			
21:00-22:00	0	0	0	0	49	0	49	0	0	0	35	0	35			
TOTAL	3	0	0	0	340	1	344	3	0	0	356	1	360			

Phase 4

SECTION 6	EAST to WEST							TOT	WEST to EAST							TOT
	PEOPLE WITH PRAMS/ PUSHCHAIRS	WHEELCHAIR/ ELECTRIC SCOOTER USERS	SEVERE MOBILITY DIFFICULTIES	VISUALLY IMPAIRED	ABLE BODIED ADULTS	ABLE BODIED CHILDREN	PEOPLE WITH PRAMS/ PUSHCHAIRS		WHEELCHAIR/ ELECTRIC SCOOTER USERS	SEVERE MOBILITY DIFFICULTIES	VISUALLY IMPAIRED	ABLE BODIED ADULTS	ABLE BODIED CHILDREN			
TIME																
03:00-04:00	0	0	0	0	2	0	2	0	0	0	4	0	4			
08:00-09:00	1	0	0	0	26	2	29	2	0	0	47	7	56			
12:00-13:00	2	0	0	0	95	1	98	5	0	1	110	17	133			
17:00-18:00	5	0	0	0	143	1	149	2	0	0	143	1	146			
21:00-22:00	1	0	0	0	56	0	57	0	0	0	49	0	49			
TOTAL	9	0	0	0	322	4	335	9	0	1	353	25	388			

Phase 1

SECTION 7	EAST to WEST							TOT	WEST to EAST							TOT
	People With Prams/ Pushchairs	Wheelchair/ Electric Scooter Users	Severe Mobility Difficulties	Visually Impaired	Able Bodied Adults	Able Bodied Children	People With Prams/ Pushchairs		Wheelchair/ Electric Scooter Users	Severe Mobility Difficulties	Visually Impaired	Able Bodied Adults	Able Bodied Children			
TIME							TOT						TOT			
03:00-04:00	0	0	0	0	1	0	1	0	0	0	0	4	0	4		
08:00-09:00	0	0	0	0	50	0	50	0	0	0	0	160	1	161		
12:00-13:00	0	0	0	0	155	3	158	3	0	0	0	200	3	206		
17:00-18:00	5	0	0	0	112	3	120	0	0	0	0	97	2	99		
21:00-22:00	0	0	0	0	96	0	96	0	0	0	0	60	0	60		
TOTAL	5	0	0	0	414	6	425	3	0	0	0	521	6	530		

Phase 2

SECTION 7	EAST to WEST							TOT	WEST to EAST							TOT
	People With Prams/ Pushchairs	Wheelchair/ Electric Scooter Users	Severe Mobility Difficulties	Visually Impaired	Able Bodied Adults	Able Bodied Children	People With Prams/ Pushchairs		Wheelchair/ Electric Scooter Users	Severe Mobility Difficulties	Visually Impaired	Able Bodied Adults	Able Bodied Children			
TIME							TOT						TOT			
03:00-04:00	0	0	0	0	0	0	0	0	0	0	0	0	0	0		
08:00-09:00	0	0	0	0	40	3	43	1	0	0	0	189	2	192		
12:00-13:00	1	0	0	0	126	0	127	2	0	0	0	117	2	121		
17:00-18:00	1	0	0	0	143	3	147	3	0	0	0	113	1	117		
21:00-22:00	1	0	0	0	134	2	137	0	0	0	0	55	1	56		
TOTAL	3	0	0	0	443	8	454	6	0	0	0	474	6	486		

Phase 3

SECTION 7	EAST to WEST							TOT	WEST to EAST							TOT
	People With Prams/ Pushchairs	Wheelchair/ Electric Scooter Users	Severe Mobility Difficulties	Visually Impaired	Able Bodied Adults	Able Bodied Children	People With Prams/ Pushchairs		Wheelchair/ Electric Scooter Users	Severe Mobility Difficulties	Visually Impaired	Able Bodied Adults	Able Bodied Children			
TIME																
03:00-04:00	0	0	0	0	0	0	0	0	0	0	0	0	0			
08:00-09:00	1	0	0	0	39	3	43	0	0	0	199	1	200			
12:00-13:00	1	0	0	0	148	1	150	1	0	0	142	2	145			
17:00-18:00	4	0	0	0	201	7	212	0	0	0	197	2	199			
21:00-22:00	0	0	0	0	76	0	76	0	0	0	39	0	39			
TOTAL	6	0	0	0	464	11	481	1	0	0	577	5	583			

Phase 4

SECTION 7	EAST to WEST							TOT	WEST to EAST							TOT
	PEOPLE WITH PRAMS/ PUSHCHAIRS	WHEELCHAIR/ ELECTRIC SCOOTER USERS	SEVERE MOBILITY DIFFICULTIES	VISUALLY IMPAIRED	ABLE BODIED ADULTS	ABLE BODIED CHILDREN	PEOPLE WITH PRAMS/ PUSHCHAIRS		WHEELCHAIR/ ELECTRIC SCOOTER USERS	SEVERE MOBILITY DIFFICULTIES	VISUALLY IMPAIRED	ABLE BODIED ADULTS	ABLE BODIED CHILDREN			
TIME																
03:00-04:00	0	0	0	0	0	0	0	0	0	0	0	0	0			
08:00-09:00	1	0	0	0	22	2	25	1	0	0	148	3	152			
12:00-13:00	1	0	0	0	127	0	128	1	0	0	118	4	123			
17:00-18:00	0	0	0	0	248	2	250	2	0	0	154	0	156			
21:00-22:00	0	0	0	0	64	0	64	0	0	0	72	0	72			
TOTAL	2	0	0	0	461	4	467	4	0	0	492	7	503			

Phase 2

SECTION 8	SOUTH to NORTH							TOT	NORTH to SOUTH							TOT
	People With Prams/ Pushchairs	Wheelchair/ Electric Scooter Users	Severe Mobility Difficulties	Visually Impaired	Able Bodied Adults	Able Bodied Children	People With Prams/ Pushchairs		Wheelchair/ Electric Scooter Users	Severe Mobility Difficulties	Visually Impaired	Able Bodied Adults	Able Bodied Children			
TIME							TOT							TOT		
03:00-04:00	0	0	0	0	6	0	6	0	0	0	0	0	0	0		
08:00-09:00	0	0	0	0	110	3	113	10	0	0	0	950	2	962		
12:00-13:00	9	0	0	0	397	2	408	5	0	0	0	410	2	417		
17:00-18:00	7	0	0	0	897	5	909	3	0	0	0	292	3	298		
21:00-22:00	0	0	0	0	435	0	435	0	0	0	0	95	0	95		
TOTAL	16	0	0	0	1845	10	1871	18	0	0	0	1747	7	1772		

Phase 3

SECTION 8	SOUTH to NORTH							TOT	NORTH to SOUTH							TOT
	People With Prams/ Pushchairs	Wheelchair/ Electric Scooter Users	Severe Mobility Difficulties	Visually Impaired	Able Bodied Adults	Able Bodied Children	People With Prams/ Pushchairs		Wheelchair/ Electric Scooter Users	Severe Mobility Difficulties	Visually Impaired	Able Bodied Adults	Able Bodied Children			
TIME																
03:00-04:00	0	0	0	0	0	0	0	0	0	0	0	0	0			
08:00-09:00	8	0	0	0	1082	9	1099	2	0	0	180	6	188			
12:00-13:00	7	1	1	0	560	8	577	7	0	0	225	2	234			
17:00-18:00	3	0	0	0	227	5	235	6	0	0	770	6	782			
21:00-22:00	0	0	0	0	98	2	100	0	0	0	412	4	416			
TOTAL	18	1	1	0	1967	24	2011	15	0	0	1587	18	1620			

Phase 4

SECTION 8	NORTHBOUND							TOT	SOUTHBOUND							TOT
	PEOPLE WITH PRAMS/ PUSHCHAIRS	WHEELCHAIR/ ELECTRIC SCOOTER USERS	SEVERE MOBILITY DIFFICULTIES	VISUALLY IMPAIRED	ABLE BODIED ADULTS	ABLE BODIED CHILDREN	PEOPLE WITH PRAMS/ PUSHCHAIRS		WHEELCHAIR/ ELECTRIC SCOOTER USERS	SEVERE MOBILITY DIFFICULTIES	VISUALLY IMPAIRED	ABLE BODIED ADULTS	ABLE BODIED CHILDREN			
TIME																
03:00-04:00	0	0	0	0	2	0	2	0	0	0	2	0	2			
08:00-09:00	6	0	0	0	936	2	944	0	0	1	120	4	125			
12:00-13:00	9	0	0	0	520	0	529	19	0	0	370	6	395			
17:00-18:00	7	1	0	0	450	2	460	22	0	0	1320	15	1357			
21:00-22:00	0	0	0	0	110	0	110	0	0	0	621	3	624			
TOTAL	22	1	0	0	2018	4	2045	41	0	1	2433	28	2503			

Appendix C – Screenline Pedestrian Counts

Phase 1

SECTION 1	EASTERN PAVEMENT														TOT
	NORTHBOUND							SOUTHBOUND							
TIME	People With Prams/ Pushchairs	Wheelchair/ Electric Scooter Users	Severe Mobility Difficulties	Visually Impaired	Able Bodied Adults	Able Bodied Children	TOT	People With Prams/ Pushchairs	Wheelchair/ Electric Scooter Users	Severe Mobility Difficulties	Visually Impaired	Able Bodied Adults	Able Bodied Children	TOT	
03:00-04:00	0	0	0	0	2	0	2	0	0	0	0	0	0	0	2
08:00-09:00	0	0	0	0	54	0	54	5	0	0	0	86	5	96	150
12:00-13:00	0	0	0	0	65	0	65	3	0	0	0	95	1	99	164
17:00-18:00	9	0	0	0	163	11	183	3	0	0	0	126	6	135	318
21:00-22:00	0	0	0	0	20	0	20	0	0	0	0	25	1	26	46
TOTAL	9	0	0	0	304	11	324	11	0	0	0	332	13	26	680

Phase 2

SECTION 1	EASTERN PAVEMENT														TOT
	NORTHBOUND							SOUTHBOUND							
TIME	People With Prams/ Pushchairs	Wheelchair/ Electric Scooter Users	Severe Mobility Difficulties	Visually Impaired	Able Bodied Adults	Able Bodied Children	TOT	People With Prams/ Pushchairs	Wheelchair/ Electric Scooter Users	Severe Mobility Difficulties	Visually Impaired	Able Bodied Adults	Able Bodied Children	TOT	
03:00-04:00	0	0	0	0	1	0	1	0	0	0	0	5	0	5	6
08:00-09:00	6	0	0	0	67	25	98	7	0	0	0	109	5	121	219
12:00-13:00	4	0	0	0	80	0	84	6	0	0	0	118	8	132	216
17:00-18:00	3	0	0	0	101	5	109	1	0	0	0	90	5	96	205
21:00-22:00	0	0	0	0	34	0	34	0	0	0	0	14	0	14	48
TOTAL	13	0	0	0	283	30	326	14	0	0	0	336	18	14	694

Phase 3

SECTION 1	EASTERN PAVEMENT																
TIME	NORTHBOUND							TOT	SOUTHBOUND							TOT	TOT
	People With Prams/ Pushchairs	Wheelchair/ Electric Scooter Users	Severe Mobility Difficulties	Visually Impaired	Able Bodied Adults	Able Bodied Children	People With Prams/ Pushchairs		Wheelchair/ Electric Scooter Users	Severe Mobility Difficulties	Visually Impaired	Able Bodied Adults	Able Bodied Children				
03:00-04:00	0	0	0	0	0	0	0	0	0	0	0	0	1	0	1	1	
08:00-09:00	2	0	0	0	53	10	65	1	0	0	0	0	161	18	180	245	
12:00-13:00	3	0	0	0	59	0	62	5	0	0	0	0	104	7	116	178	
17:00-18:00	10	0	0	0	98	6	114	0	0	0	0	0	53	1	54	168	
21:00-22:00	0	0	0	0	16	0	16	0	0	0	0	0	8	0	8	24	
TOTAL	15	0	0	0	226	16	257	6	0	0	0	0	327	26	359	616	

Phase 4

SECTION 1	EASTERN PAVEMENT																
TIME	NORTHBOUND							TOT	SOUTHBOUND							TOT	TOT
	PEOPLE WITH PRAMS/ PUSHCHAIRS	WHEELCHAIR/ ELECTRIC SCOOTER USERS	SEVERE MOBILITY DIFFICULTIES	VISUALLY IMPAIRED	ABLE BODIED ADULTS	ABLE BODIED CHILDREN	PEOPLE WITH PRAMS/ PUSHCHAIRS		WHEELCHAIR/ ELECTRIC SCOOTER USERS	SEVERE MOBILITY DIFFICULTIES	VISUALLY IMPAIRED	ABLE BODIED ADULTS	ABLE BODIED CHILDREN				
03:00-04:00	0	0	0	0	1	0	1	0	0	0	0	0	0	0	0	1	
08:00-09:00	4	0	0	0	41	24	69	1	0	0	0	0	101	11	113	182	
12:00-13:00	2	0	1	0	87	26	116	4	0	0	0	0	115	12	131	247	
17:00-18:00	3	0	0	0	98	11	112	0	0	0	0	0	88	5	93	205	
21:00-22:00	0	0	0	0	18	0	18	0	0	0	0	0	19	0	19	37	
TOTAL	9	0	1	0	245	61	316	5	0	0	0	0	323	28	356	672	

Phase 1

SECTION 1	WESTERN PAVEMENT																
TIME	NORTHBOUND							TOT	SOUTHBOUND						TOT	TOT	
	People With Prams/ Pushchairs	Wheelchair/ Electric Scooter Users	Severe Mobility Difficulties	Visually Impaired	Able Bodied Adults	Able Bodied Children	People With Prams/ Pushchairs		Wheelchair/ Electric Scooter Users	Severe Mobility Difficulties	Visually Impaired	Able Bodied Adults	Able Bodied Children				
03:00-04:00	0	0	0	0	0	0	0	0	0	0	0	0	0	0	0	0	0
08:00-09:00	2	0	0	0	47	12	61	1	0	0	0	91	1	93	154		
12:00-13:00	12	0	0	0	116	1	129	3	0	0	0	110	1	114	243		
17:00-18:00	6	0	0	0	397	8	411	2	0	0	0	97	1	100	511		
21:00-22:00	0	0	0	0	37	0	37	0	0	0	0	77	0	77	114		
TOTAL	20	0	0	0	597	21	638	6	0	0	0	375	3	384	1022		

Phase 2

SECTION 1	WESTERN PAVEMENT														TOT		
TIME	NORTHBOUND							TOT	SOUTHBOUND						TOT	TOT	
	People With Prams/ Pushchairs	Wheelchair/ Electric Scooter Users	Severe Mobility Difficulties	Visually Impaired	Able Bodied Adults	Able Bodied Children	People With Prams/ Pushchairs		Wheelchair/ Electric Scooter Users	Severe Mobility Difficulties	Visually Impaired	Able Bodied Adults	Able Bodied Children				
03:00-04:00	0	0	0	0	0	0	0	0	0	0	0	0	0	0	0	0	0
08:00-09:00	1	0	0	0	50	12	63	2	0	0	0	108	2	112	175		
12:00-13:00	3	0	0	0	122	1	126	3	0	0	0	146	1	150	276		
17:00-18:00	3	0	0	0	186	3	192	2	0	0	0	83	1	86	278		
21:00-22:00	0	0	0	0	39	0	39	0	0	0	0	39	0	39	78		
TOTAL	7	0	0	0	397	16	420	7	0	0	0	376	4	387	807		

Phase 3

SECTION 3	WESTERN PAVEMENT																
TIME	NORTHBOUND							TOT	SOUTHBOUND							TOT	TOT
	People With Prams/ Pushchairs	Wheelchair/Electric Scooter Users	Severe Mobility Difficulties	Visually Impaired	Able Bodied Adults	Able Bodied Children	People With Prams/ Pushchairs		Wheelchair/Electric Scooter Users	Severe Mobility Difficulties	Visually Impaired	Able Bodied Adults	Able Bodied Children				
03:00-04:00	0	0	0	0	0	0	0	0	0	0	0	0	0	0	0	0	
08:00-09:00	0	0	0	0	116	8	124	0	0	0	0	108	1	109		233	
12:00-13:00	0	0	0	0	97	55	152	2	0	0	0	183	1	186		338	
17:00-18:00	7	0	0	0	132	3	142	1	0	0	0	78	1	80		222	
21:00-22:00	0	0	0	0	22	0	22	0	0	0	0	16	0	16		38	
TOTAL	7	0	0	0	367	66	440	3	0	0	0	385	3	391		831	

Phase 4

SECTION 1	WESTERN PAVEMENT																
TIME	NORTHBOUND							TOT	SOUTHBOUND							TOT	TOT
	PEOPLE WITH PRAMS/ PUSHCHAIRS	WHEELCHAIR/ ELECTRIC SCOOTER USERS	SEVERE MOBILITY DIFFICULTIES	VISUALLY IMPAIRED	ABLE BODIED ADULTS	ABLE BODIED CHILDREN	PEOPLE WITH PRAMS/ PUSHCHAIRS		WHEELCHAIR/ ELECTRIC SCOOTER USERS	SEVERE MOBILITY DIFFICULTIES	VISUALLY IMPAIRED	ABLE BODIED ADULTS	ABLE BODIED CHILDREN				
03:00-04:00	0	0	0	0	1	0	1	0	0	0	0	0	0	0	0	1	
08:00-09:00	1	0	0	0	26	15	42	1	0	0	0	125	24	150		192	
12:00-13:00	11	0	0	0	144	34	189	4	0	1	0	108	26	139		328	
17:00-18:00	7	0	0	0	248	13	268	4	0	1	0	102	3	110		378	
21:00-22:00	0	0	0	0	43	3	46	0	0	0	0	133	4	137		183	
TOTAL	19	0	0	0	462	65	546	9	0	2	0	468	57	536		1082	

Phase 1

SECTION 3	EASTERN PAVEMENT														
TIME	NORTHBOUND							TOT	SOUTHBOUND						TOT
	People With Prams/ Pushchairs	Wheelchair/Electric Scooter Users	Severe Mobility Difficulties	Visually Impaired	Able Bodied Adults	Able Bodied Children	People With Prams/ Pushchairs		Wheelchair/Electric Scooter Users	Severe Mobility Difficulties	Visually Impaired	Able Bodied Adults	Able Bodied Children		
03:00-04:00	0	0	0	0	0	0	0	0	0	0	0	0	0	0	0
08:00-09:00	5	0	0	0	55	12	72	2	0	0	0	57	3	62	134
12:00-13:00	3	0	0	0	111	9	123	5	0	0	0	211	4	220	343
17:00-18:00	1	0	0	0	175	2	178	4	0	0	0	193	11	208	386
21:00-22:00	0	0	0	0	28	0	28	0	0	0	0	155	0	155	183
TOTAL	9	0	0	0	369	23	401	11	0	0	0	616	18	645	1046

Phase 2

SECTION 3	EASTERN PAVEMENT													TOT	
TIME	NORTHBOUND							TOT	SOUTHBOUND						TOT
	People With Prams/ Pushchairs	Wheelchair/Electric Scooter Users	Severe Mobility Difficulties	Visually Impaired	Able Bodied Adults	Able Bodied Children	People With Prams/ Pushchairs		Wheelchair/Electric Scooter Users	Severe Mobility Difficulties	Visually Impaired	Able Bodied Adults	Able Bodied Children		
03:00-04:00	0	0	0	0	0	0	0	0	0	0	0	2	0	2	2
08:00-09:00	4	0	0	0	103	14	121	6	0	0	0	72	4	82	203
12:00-13:00	3	0	0	0	96	2	101	5	0	0	0	211	7	223	324
17:00-18:00	0	0	0	0	127	1	128	5	0	0	0	199	8	212	340
21:00-22:00	0	0	0	0	35	0	35	1	0	0	0	127	1	129	164
TOTAL	7	0	0	0	361	17	385	17	0	0	0	611	20	648	1033

Phase 3

SECTION 3	EASTERN PAVEMENT															
TIME	NORTHBOUND							TOT	SOUTHBOUND						TOT	TOT
	People With Prams/ Pushchairs	Wheelchair/ Electric Scooter Users	Severe Mobility Difficulties	Visually Impaired	Able Bodied Adults	Able Bodied Children	People With Prams/ Pushchairs		Wheelchair/ Electric Scooter Users	Severe Mobility Difficulties	Visually Impaired	Able Bodied Adults	Able Bodied Children			
03:00-04:00	0	0	0	0	1	0	1	0	0	0	0	0	0	0	1	
08:00-09:00	3	0	0	0	139	20	162	3	0	0	0	105	3	111	273	
12:00-13:00	3	0	0	0	109	1	113	8	0	0	0	261	4	273	386	
17:00-18:00	1	0	0	0	259	5	265	3	0	0	0	241	3	247	512	
21:00-22:00	0	0	0	0	12	0	12	0	0	0	0	109	0	109	121	
TOTAL	7	0	0	0	520	26	553	14	0	0	0	716	10	740	1293	

Phase 4

SECTION 3	EASTERN PAVEMENT															
TIME	NORTHBOUND							TOT	SOUTHBOUND						TOT	TOT
	PEOPLE WITH PRAMS/ PUSHCHAIRS	WHEELCHAIR/ ELECTRIC SCOOTER USERS	SEVERE MOBILITY DIFFICULTIES	VISUALLY IMPAIRED	ABLE BODIED ADULTS	ABLE BODIED CHILDREN	PEOPLE WITH PRAMS/ PUSHCHAIRS		WHEELCHAIR/ ELECTRIC SCOOTER USERS	SEVERE MOBILITY DIFFICULTIES	VISUALLY IMPAIRED	ABLE BODIED ADULTS	ABLE BODIED CHILDREN			
03:00-04:00	0	0	0	0	0	0	0	0	0	0	0	0	0	0	0	
08:00-09:00	5	0	0	0	83	25	113	1	0	0	0	64	3	68	181	
12:00-13:00	0	0	0	0	108	1	109	3	0	0	0	230	7	240	349	
17:00-18:00	2	0	0	0	173	5	180	4	1	0	0	210	15	230	410	
21:00-22:00	0	0	0	0	43	0	43	0	0	0	0	116	2	118	161	
TOTAL	7	0	0	0	407	31	445	8	1	0	0	620	27	656	1101	

Phase 1

SECTION 3	WESTERN PAVEMENT															
TIME	NORTHBOUND							TOT	SOUTHBOUND							TOT
	People With Prams/ Pushchairs	Wheelchair/Electric Scooter Users	Severe Mobility Difficulties	Visually Impaired	Able Bodied Adults	Able Bodied Children	People With Prams/ Pushchairs		Wheelchair/Electric Scooter Users	Severe Mobility Difficulties	Visually Impaired	Able Bodied Adults	Able Bodied Children			
03:00-04:00	0	0	0	0	4	0	4	0	0	0	0	0	0	0	4	
08:00-09:00	4	0	1	0	587	11	603	1	0	1	0	151	4	157	760	
12:00-13:00	15	1	0	0	470	21	507	6	0	0	0	554	9	569	1076	
17:00-18:00	5	0	0	0	731	8	744	4	1	0	0	845	13	863	1607	
21:00-22:00	0	0	0	0	65	0	65	0	0	0	0	1054	1	1055	1120	
TOTAL	24	1	1	0	1857	40	1923	11	1	1	0	2604	27	2644	4567	

Phase 2

SECTION 3	WESTERN PAVEMENT														TOT	
TIME	NORTHBOUND							TOT	SOUTHBOUND							TOT
	People With Prams/ Pushchairs	Wheelchair/Electric Scooter Users	Severe Mobility Difficulties	Visually Impaired	Able Bodied Adults	Able Bodied Children	People With Prams/ Pushchairs		Wheelchair/Electric Scooter Users	Severe Mobility Difficulties	Visually Impaired	Able Bodied Adults	Able Bodied Children			
03:00-04:00	0	0	0	0	0	0	0	0	0	0	0	0	0	0	0	
08:00-09:00	3	0	0	0	910	15	928	2	0	0	0	129	5	136	1064	
12:00-13:00	4	0	0	0	484	9	497	8	0	0	0	770	4	782	1279	
17:00-18:00	7	1	0	0	619	24	651	15	0	0	0	1051	6	1072	1723	
21:00-22:00	0	0	0	0	122	0	122	0	0	0	0	379	1	380	502	
TOTAL	14	1	0	0	2135	48	2198	25	0	0	0	2329	16	2370	4568	

Phase 3

SECTION 3	WESTERN PAVEMENT														TOT
	NORTHBOUND							SOUTHBOUND							
	People With Prams/ Pushchairs	Wheelchair/Electric Scooter Users	Severe Mobility Difficulties	Visually Impaired	Able Bodied Adults	Able Bodied Children	TOT	People With Prams/ Pushchairs	Wheelchair/Electric Scooter Users	Severe Mobility Difficulties	Visually Impaired	Able Bodied Adults	Able Bodied Children	TOT	
TIME															
03:00-04:00	0	0	0	0	2	0	2	0	0	0	0	0	0	0	2
08:00-09:00	3	1	0	0	997	8	1009	2	0	0	0	169	6	177	1186
12:00-13:00	3	0	2	0	377	62	444	9	0	0	0	502	5	516	960
17:00-18:00	8	1	0	0	888	7	904	6	0	0	1	1244	4	1255	2159
21:00-22:00	0	0	0	0	40	0	40	0	0	0	0	843	0	843	883
TOTAL	14	2	2	0	2304	77	2399	17	0	0	1	2758	15	2791	5190

Phase 4

SECTION 3	WESTERN PAVEMENT														TOT
	NORTHBOUND							SOUTHBOUND							
	PEOPLE WITH PRAMS/ PUSHCHAIRS	WHEELCHAIR/ ELECTRIC SCOOTER USERS	SEVERE MOBILITY DIFFICULTIES	VISUALLY IMPAIRED	ABLE BODIED ADULTS	ABLE BODIED CHILDREN	TOT	PEOPLE WITH PRAMS/ PUSHCHAIRS	WHEELCHAIR/ ELECTRIC SCOOTER USERS	SEVERE MOBILITY DIFFICULTIES	VISUALLY IMPAIRED	ABLE BODIED ADULTS	ABLE BODIED CHILDREN	TOT	
TIME															
03:00-04:00	0	0	0	0	6	0	6	0	0	0	0	1	0	1	7
08:00-09:00	5	0	0	0	1181	24	1210	2	0	0	0	145	8	155	1365
12:00-13:00	18	0	0	0	636	31	685	11	0	0	0	536	19	566	1251
17:00-18:00	12	0	0	0	678	18	708	5	0	0	0	1112	13	1130	1838
21:00-22:00	0	0	0	0	102	0	102	1	0	0	0	737	22	760	862
TOTAL	35	0	0	0	2603	73	2711	19	0	0	0	2531	62	2612	5323

Phase 1

SECTION 4	EASTERN PAVEMENT															
TIME	NORTHBOUND							TOT	SOUTHBOUND						TOT	TOT
	People With Prams/ Pushchairs	Wheelchair/Electric Scooter Users	Severe Mobility Difficulties	Visually Impaired	Able Bodied Adults	Able Bodied Children	People With Prams/ Pushchairs		Wheelchair/Electric Scooter Users	Severe Mobility Difficulties	Visually Impaired	Able Bodied Adults	Able Bodied Children			
03:00-04:00	0	0	0	0	0	0	0	0	0	0	0	0	0	0	0	
08:00-09:00	3	0	0	0	85	6	94	2	0	0	0	72	0	74	168	
12:00-13:00	2	0	0	0	210	4	216	4	0	0	0	227	5	236	452	
17:00-18:00	4	0	0	0	217	7	228	13	0	0	0	323	9	345	573	
21:00-22:00	1	0	0	0	34	0	35	0	0	0	0	158	0	158	193	
TOTAL	10	0	0	0	546	17	573	19	0	0	0	780	14	813	1386	

Phase 2

SECTION 4	EASTERN PAVEMENT													TOT		
TIME	NORTHBOUND							TOT	SOUTHBOUND						TOT	TOT
	People With Prams/ Pushchairs	Wheelchair/Electric Scooter Users	Severe Mobility Difficulties	Visually Impaired	Able Bodied Adults	Able Bodied Children	People With Prams/ Pushchairs		Wheelchair/Electric Scooter Users	Severe Mobility Difficulties	Visually Impaired	Able Bodied Adults	Able Bodied Children			
03:00-04:00	0	0	0	0	0	0	0	0	0	0	0	2	0	2	2	
08:00-09:00	12	0	0	0	140	8	160	5	0	0	0	85	5	95	255	
12:00-13:00	2	0	1	0	225	4	232	3	0	0	0	261	3	267	499	
17:00-18:00	2	0	0	0	166	4	172	10	0	0	0	427	12	449	621	
21:00-22:00	0	0	0	0	50	0	50	0	0	0	0	164	1	165	215	
TOTAL	16	0	1	0	581	16	614	18	0	0	0	939	21	978	1592	

Phase 3

SECTION 4		EASTERN PAVEMENT													
TIME	NORTHBOUND							TOT	SOUTHBOUND						TOT
	People With Prams/ Pushchairs	Wheelchair/Electric Scooter Users	Severe Mobility Difficulties	Visually Impaired	Able Bodied Adults	Able Bodied Children	People With Prams/ Pushchairs		Wheelchair/Electric Scooter Users	Severe Mobility Difficulties	Visually Impaired	Able Bodied Adults	Able Bodied Children		
03:00-04:00	0	0	0	0	0	0	0	0	0	0	0	0	0	0	0
08:00-09:00	4	0	0	0	179	4	187	2	0	0	0	98	5	105	292
12:00-13:00	2	0	0	0	136	4	142	7	0	0	0	217	3	227	369
17:00-18:00	3	0	0	0	241	5	249	4	0	0	0	499	2	505	754
21:00-22:00	0	0	0	0	21	0	21	0	0	0	0	80	0	80	101
TOTAL	9	0	0	0	577	13	599	13	0	0	0	894	10	917	1516

Phase 4

SECTION 4		EASTERN PAVEMENT													
TIME	NORTHBOUND							TOT	SOUTHBOUND						TOT
	PEOPLE WITH PRAMS/ PUSHCHAIRS	WHEELCHAIR/ ELECTRIC SCOOTER USERS	SEVERE MOBILITY DIFFICULTIES	VISUALLY IMPAIRED	ABLE BODIED ADULTS	ABLE BODIED CHILDREN	PEOPLE WITH PRAMS/ PUSHCHAIRS		WHEELCHAIR/ ELECTRIC SCOOTER USERS	SEVERE MOBILITY DIFFICULTIES	VISUALLY IMPAIRED	ABLE BODIED ADULTS	ABLE BODIED CHILDREN		
03:00-04:00	0	0	0	0	0	0	0	0	0	0	0	0	0	0	0
08:00-09:00	2	0	0	0	108	13	123	0	1	0	0	38	2	41	164
12:00-13:00	4	0	0	0	178	8	190	1	0	0	0	223	3	227	417
17:00-18:00	6	0	0	0	189	2	197	4	0	0	0	288	0	292	489
21:00-22:00	1	0	0	0	27	0	28	0	0	0	0	120	1	121	149
TOTAL	13	0	0	0	502	23	538	5	1	0	0	669	6	681	1219

Phase 1

SECTION 4	WESTERN PAVEMENT															
TIME	NORTHBOUND							TOT	SOUTHBOUND						TOT	TOT
	People With Prams/ Pushchairs	Wheelchair/ Electric Scooter Users	Severe Mobility Difficulties	Visually Impaired	Able Bodied Adults	Able Bodied Children	People With Prams/ Pushchairs		Wheelchair/ Electric Scooter Users	Severe Mobility Difficulties	Visually Impaired	Able Bodied Adults	Able Bodied Children			
03:00-04:00	0	0	0	0	3	0	3	0	0	0	0	5	0	5	8	
08:00-09:00	7	0	0	0	1015	6	1028	2	0	0	0	150	10	162	1190	
12:00-13:00	8	4	0	0	745	15	772	14	0	0	0	797	18	829	1601	
17:00-18:00	5	1	0	0	525	11	542	20	0	0	0	1612	17	1649	2191	
21:00-22:00	0	0	0	0	87	0	87	0	0	0	0	530	0	530	617	
TOTAL	20	5	0	0	2375	32	2432	36	0	0	0	3094	45	3175	5607	

Phase 2

SECTION 4	WESTERN PAVEMENT														TOT	
TIME	NORTHBOUND							TOT	SOUTHBOUND						TOT	TOT
	People With Prams/ Pushchairs	Wheelchair/ Electric Scooter Users	Severe Mobility Difficulties	Visually Impaired	Able Bodied Adults	Able Bodied Children	People With Prams/ Pushchairs		Wheelchair/ Electric Scooter Users	Severe Mobility Difficulties	Visually Impaired	Able Bodied Adults	Able Bodied Children			
03:00-04:00	0	0	0	0	1	0	1	0	0	0	0	7	0	7	8	
08:00-09:00	6	0	0	0	1210	12	1228	1	0	0	0	135	7	143	1371	
12:00-13:00	12	0	0	0	737	84	833	9	0	0	0	964	15	988	1821	
17:00-18:00	6	0	0	0	567	19	592	17	0	0	0	2631	33	2681	3273	
21:00-22:00	0	0	0	0	148	0	148	0	0	0	0	503	4	507	655	
TOTAL	24	0	0	0	2663	115	2802	27	0	0	0	4240	59	4326	7128	

Phase 3

SECTION 4		WESTERN PAVEMENT														
TIME	NORTHBOUND							TOT	SOUTHBOUND							TOT
	People With Prams/ Pushchairs	Wheelchair/ Electric Scooter Users	Severe Mobility Difficulties	Visually Impaired	Able Bodied Adults	Able Bodied Children	People With Prams/ Pushchairs		Wheelchair/ Electric Scooter Users	Severe Mobility Difficulties	Visually Impaired	Able Bodied Adults	Able Bodied Children			
03:00-04:00	0	0	0	0	3	0	3	0	0	0	0	7	0	7	10	
08:00-09:00	7	0	1	0	1414	9	1431	2	0	0	0	177	11	190	1621	
12:00-13:00	25	0	5	0	697	134	861	26	1	0	1	702	123	853	1714	
17:00-18:00	20	0	0	0	581	5	606	34	4	1	0	1605	86	1730	2336	
21:00-22:00	0	0	0	0	42	0	42	0	0	0	0	440	0	440	482	
TOTAL	52	0	6	0	2737	148	2943	62	5	1	1	2931	220	3220	6163	

Phase 4

SECTION 4		WESTERN PAVEMENT														
TIME	NORTHBOUND							TOT	SOUTHBOUND							TOT
	PEOPLE WITH PRAMS/ PUSHCHAIRS	WHEELCHAIR/ ELECTRIC SCOOTER USERS	SEVERE MOBILITY DIFFICULTIES	VISUALLY IMPAIRED	ABLE BODIED ADULTS	ABLE BODIED CHILDREN	PEOPLE WITH PRAMS/ PUSHCHAIRS		WHEELCHAIR/ ELECTRIC SCOOTER USERS	SEVERE MOBILITY DIFFICULTIES	VISUALLY IMPAIRED	ABLE BODIED ADULTS	ABLE BODIED CHILDREN			
03:00-04:00	0	0	0	0	24	0	24	0	0	0	0	6	0	6	30	
08:00-09:00	6	0	0	0	995	78	1079	3	0	0	0	90	25	118	1197	
12:00-13:00	26	0	1	0	980	24	1031	23	1	4	0	956	109	1093	2124	
17:00-18:00	5	0	1	0	673	13	692	33	0	0	0	1961	125	2119	2811	
21:00-22:00	0	0	0	0	109	1	110	0	0	0	0	712	8	720	830	
TOTAL	37	0	2	0	2781	116	2936	59	1	4	0	3725	267	4056	6992	

Phase 1

SECTION 6	EASTERN PAVEMENT														TOT	
	NORTHBOUND							TOT	SOUTHBOUND							TOT
	People With Prams/ Pushchairs	Wheelchair/ Electric Scooter Users	Severe Mobility Difficulties	Visually Impaired	Able Bodied Adults	Able Bodied Children	People With Prams/ Pushchairs		Wheelchair/ Electric Scooter Users	Severe Mobility Difficulties	Visually Impaired	Able Bodied Adults	Able Bodied Children			
TIME																
03:00-04:00	0	0	0	0	1	0	1	0	0	0	0	0	0	0	1	
08:00-09:00	1	0	0	0	92	1	94	1	0	0	0	51	1	53	147	
12:00-13:00	6	0	0	0	151	4	161	1	0	0	0	237	5	243	404	
17:00-18:00	2	0	0	0	110	1	113	9	0	0	0	399	3	411	524	
21:00-22:00	0	0	0	0	23	0	23	0	0	0	0	143	0	143	166	
TOTAL	9	0	0	0	377	6	392	11	0	0	0	830	9	850	1242	

Phase 2

SECTION 6	EASTERN PAVEMENT														TOT	
	NORTHBOUND							TOT	SOUTHBOUND							TOT
	People With Prams/ Pushchairs	Wheelchair/ Electric Scooter Users	Severe Mobility Difficulties	Visually Impaired	Able Bodied Adults	Able Bodied Children	People With Prams/ Pushchairs		Wheelchair/ Electric Scooter Users	Severe Mobility Difficulties	Visually Impaired	Able Bodied Adults	Able Bodied Children			
TIME																
03:00-04:00	0	0	0	0	0	0	0	0	0	0	0	3	0	3	3	
08:00-09:00	1	0	0	0	176	0	177	4	0	0	0	58	2	64	241	
12:00-13:00	0	0	0	0	213	6	219	2	0	0	0	334	3	339	558	
17:00-18:00	2	1	0	0	136	4	143	10	0	0	0	664	9	683	826	
21:00-22:00	0	0	0	0	43	0	43	0	0	0	0	138	1	139	182	
TOTAL	3	1	0	0	568	10	582	16	0	0	0	1197	15	1228	1810	

Phase 3

SECTION 6		EASTERN PAVEMENT														
TIME	NORTHBOUND							TOT	SOUTHBOUND							TOT
	People With Prams/ Pushchairs	Wheelchair/ Electric Scooter Users	Severe Mobility Difficulties	Visually Impaired	Able Bodied Adults	Able Bodied Children	People With Prams/ Pushchairs		Wheelchair/ Electric Scooter Users	Severe Mobility Difficulties	Visually Impaired	Able Bodied Adults	Able Bodied Children			
03:00-04:00	0	0	0	0	0	0	0	0	0	0	0	0	0	0	0	0
08:00-09:00	1	0	0	0	231	1	233	2	0	0	0	0	48	4	54	287
12:00-13:00	3	0	0	0	166	1	170	1	0	0	0	0	182	1	184	354
17:00-18:00	2	0	0	0	240	0	242	3	0	0	0	0	282	7	292	534
21:00-22:00	0	0	0	0	40	0	40	0	0	0	0	0	107	0	107	147
TOTAL	6	0	0	0	677	2	685	6	0	0	0	0	619	12	637	1322

Phase 4

SECTION 6		EASTERN PAVEMENT														
TIME	NORTHBOUND							TOT	SOUTHBOUND							TOT
	PEOPLE WITH PRAMS/ PUSHCHAIRS	WHEELCHAIR/ ELECTRIC SCOOTER USERS	SEVERE MOBILITY DIFFICULTIES	VISUALLY IMPAIRED	ABLE BODIED ADULTS	ABLE BODIED CHILDREN	PEOPLE WITH PRAMS/ PUSHCHAIRS		WHEELCHAIR/ ELECTRIC SCOOTER USERS	SEVERE MOBILITY DIFFICULTIES	VISUALLY IMPAIRED	ABLE BODIED ADULTS	ABLE BODIED CHILDREN			
03:00-04:00	0	0	0	0	0	0	0	0	0	0	0	0	0	0	0	0
08:00-09:00	2	0	0	0	190	9	201	0	0	0	0	0	49	1	50	251
12:00-13:00	2	0	0	0	165	1	168	0	0	0	1	0	228	4	233	401
17:00-18:00	3	0	2	0	185	3	193	4	0	0	0	0	443	1	448	641
21:00-22:00	1	0	0	0	61	0	62	0	0	0	0	0	142	1	143	205
TOTAL	8	0	2	0	601	13	624	4	0	0	1	0	862	7	874	1498

Phase 1

SECTION 6		WESTERN PAVEMENT														
TIME	NORTHBOUND							TOT	SOUTHBOUND						TOT	TOT
	People With Prams/ Pushchairs	Wheelchair/Electric Scooter Users	Severe Mobility Difficulties	Visually Impaired	Able Bodied Adults	Able Bodied Children	People With Prams/ Pushchairs		Wheelchair/Electric Scooter Users	Severe Mobility Difficulties	Visually Impaired	Able Bodied Adults	Able Bodied Children	TOT		
03:00-04:00	0	0	0	0	3	0	3	0	0	0	0	25	0	25	28	
08:00-09:00	9	0	0	0	885	11	905	0	0	0	0	143	10	153	1058	
12:00-13:00	7	1	0	0	600	13	621	11	0	0	0	758	14	783	1404	
17:00-18:00	4	0	0	0	399	11	414	31	0	1	0	1680	19	1731	2145	
21:00-22:00	0	0	0	0	98	0	98	0	0	0	0	504	0	504	602	
TOTAL	20	1	0	0	1985	35	2041	42	0	1	0	3110	43	3196	5237	

Phase 2

SECTION 6		WESTERN PAVEMENT													TOT	
TIME	NORTHBOUND							TOT	SOUTHBOUND						TOT	TOT
	People With Prams/ Pushchairs	Wheelchair/Electric Scooter Users	Severe Mobility Difficulties	Visually Impaired	Able Bodied Adults	Able Bodied Children	People With Prams/ Pushchairs		Wheelchair/Electric Scooter Users	Severe Mobility Difficulties	Visually Impaired	Able Bodied Adults	Able Bodied Children	TOT		
03:00-04:00	0	0	0	0	1	0	1	0	0	0	0	7	0	7	8	
08:00-09:00	8	0	0	0	1057	20	1085	0	0	0	0	110	7	117	1202	
12:00-13:00	4	0	0	0	643	3	650	10	0	0	0	747	10	767	1417	
17:00-18:00	2	0	0	0	366	5	373	29	0	0	0	1929	32	1990	2363	
21:00-22:00	0	0	0	0	115	0	115	1	0	0	0	540	2	543	658	
TOTAL	14	0	0	0	2182	28	2224	40	0	0	0	3333	51	3424	5648	

Phase 3

SECTION 6	WESTERN PAVEMENT															
TIME	NORTHBOUND							TOT	SOUTHBOUND							TOT
	People With Prams/ Pushchairs	Wheelchair/ Electric Scooter Users	Severe Mobility Difficulties	Visually Impaired	Able Bodied Adults	Able Bodied Children	People With Prams/ Pushchairs		Wheelchair/ Electric Scooter Users	Severe Mobility Difficulties	Visually Impaired	Able Bodied Adults	Able Bodied Children			
03:00-04:00	0	0	0	0	1	0	1	0	0	0	0	0	0	0	1	
08:00-09:00	11	0	1	0	1254	10	1276	2	0	0	0	152	7	161	1437	
12:00-13:00	9	0	0	0	612	10	631	17	0	3	0	578	5	603	1234	
17:00-18:00	2	0	1	0	668	8	679	19	0	1	0	1267	14	1301	1980	
21:00-22:00	0	0	0	0	68	0	68	0	0	0	0	392	1	393	461	
TOTAL	22	0	2	0	2603	28	2655	38	0	4	0	2389	27	2458	5113	

Phase 4

SECTION 6	WESTERN PAVEMENT															
TIME	NORTHBOUND							TOT	SOUTHBOUND							TOT
	PEOPLE WITH PRAMS/ PUSHCHAIRS	WHEELCHAIR/ ELECTRIC SCOOTER USERS	SEVERE MOBILITY DIFFICULTIES	VISUALLY IMPAIRED	ABLE BODIED ADULTS	ABLE BODIED CHILDREN	PEOPLE WITH PRAMS/ PUSHCHAIRS		WHEELCHAIR/ ELECTRIC SCOOTER USERS	SEVERE MOBILITY DIFFICULTIES	VISUALLY IMPAIRED	ABLE BODIED ADULTS	ABLE BODIED CHILDREN			
03:00-04:00	0	0	0	0	21	0	21	0	0	0	0	0	0	0	21	
08:00-09:00	5	0	0	0	825	3	833	1	0	0	0	80	2	83	916	
12:00-13:00	13	0	2	0	753	13	781	22	0	1	0	775	12	810	1591	
17:00-18:00	10	0	0	0	546	12	568	22	0	0	0	1710	10	1742	2310	
21:00-22:00	0	0	0	0	146	0	146	0	0	0	0	722	1	723	869	
TOTAL	28	0	2	0	2291	28	2349	45	0	1	0	3287	25	3358	5707	

Phase 1

SECTION 7	EASTERN PAVEMENT														TOT
	NORTHBOUND							SOUTHBOUND							
	People With Prams/ Pushchairs	Wheelchair/Electric Scooter Users	Severe Mobility Difficulties	Visually Impaired	Able Bodied Adults	Able Bodied Children	TOT	People With Prams/ Pushchairs	Wheelchair/Electric Scooter Users	Severe Mobility Difficulties	Visually Impaired	Able Bodied Adults	Able Bodied Children	TOT	
TIME															
03:00-04:00	0	0	0	0	0	0	0	0	0	0	0	3	0	3	3
08:00-09:00	0	0	0	0	76	1	77	0	0	0	0	182	1	183	260
12:00-13:00	3	0	0	0	119	7	129	7	0	0	0	161	3	171	300
17:00-18:00	7	0	0	0	366	7	380	1	0	0	0	168	6	175	555
21:00-22:00	0	0	0	0	126	0	126	0	0	0	0	63	0	63	189
TOTAL	10	0	0	0	687	15	712	8	0	0	0	577	10	595	1307

Phase 2

SECTION 7	EASTERN PAVEMENT														TOT
	NORTHBOUND							SOUTHBOUND							
	People With Prams/ Pushchairs	Wheelchair/Electric Scooter Users	Severe Mobility Difficulties	Visually Impaired	Able Bodied Adults	Able Bodied Children	TOT	People With Prams/ Pushchairs	Wheelchair/Electric Scooter Users	Severe Mobility Difficulties	Visually Impaired	Able Bodied Adults	Able Bodied Children	TOT	
TIME															
03:00-04:00	0	0	0	0	0	0	0	0	0	0	0	0	0	0	0
08:00-09:00	0	0	0	0	236	0	236	1	0	0	0	49	1	51	287
12:00-13:00	2	0	0	0	163	2	167	3	0	0	0	162	1	166	333
17:00-18:00	0	0	0	0	141	0	141	2	0	0	0	246	3	251	392
21:00-22:00	0	0	0	0	46	0	46	0	0	0	0	73	1	74	120
TOTAL	2	0	0	0	586	2	590	6	0	0	0	530	6	542	1132

Phase 3

SECTION 7		EASTERN PAVEMENT													
TIME	NORTHBOUND							TOT	SOUTHBOUND						TOT
	People With Prams/ Pushchairs	Wheelchair/Electric Scooter Users	Severe Mobility Difficulties	Visually Impaired	Able Bodied Adults	Able Bodied Children	People With Prams/ Pushchairs		Wheelchair/Electric Scooter Users	Severe Mobility Difficulties	Visually Impaired	Able Bodied Adults	Able Bodied Children		
03:00-04:00	0	0	0	0	0	0	0	0	0	0	0	0	0	0	0
08:00-09:00	1	0	0	0	155	1	157	0	0	0	0	68	0	68	225
12:00-13:00	2	0	0	0	147	2	151	2	0	0	0	260	1	263	414
17:00-18:00	2	0	0	0	150	0	152	4	0	0	0	437	0	441	593
21:00-22:00	0	0	0	0	21	0	21	0	0	0	0	76	0	76	97
TOTAL	5	0	0	0	473	3	481	6	0	0	0	841	1	848	1329

Phase 4

SECTION 7		EASTERN PAVEMENT													
TIME	NORTHBOUND							TOT	SOUTHBOUND						TOT
	PEOPLE WITH PRAMS/ PUSHCHAIRS	WHEELCHAIR/ ELECTRIC SCOOTER USERS	SEVERE MOBILITY DIFFICULTIES	VISUALLY IMPAIRED	ABLE BODIED ADULTS	ABLE BODIED CHILDREN	PEOPLE WITH PRAMS/ PUSHCHAIRS		WHEELCHAIR/ ELECTRIC SCOOTER USERS	SEVERE MOBILITY DIFFICULTIES	VISUALLY IMPAIRED	ABLE BODIED ADULTS	ABLE BODIED CHILDREN		
03:00-04:00	0	0	0	0	0	0	0	0	0	0	0	0	0	0	0
08:00-09:00	3	1	0	0	134	3	141	1	0	0	0	29	0	30	171
12:00-13:00	3	0	0	0	412	16	431	2	0	0	0	338	5	345	776
17:00-18:00	0	0	0	0	160	0	160	2	0	0	0	654	0	656	816
21:00-22:00	0	0	0	0	51	0	51	0	0	0	0	139	2	141	192
TOTAL	6	1	0	0	757	19	783	5	0	0	0	1160	7	1172	1955

Phase 1

SECTION 7		WESTERN PAVEMENT														
TIME	NORTHBOUND							TOT	SOUTHBOUND						TOT	TOT
	People With Prams/ Pushchairs	Wheelchair/ Electric Scooter Users	Severe Mobility Difficulties	Visually Impaired	Able Bodied Adults	Able Bodied Children	People With Prams/ Pushchairs		Wheelchair/ Electric Scooter Users	Severe Mobility Difficulties	Visually Impaired	Able Bodied Adults	Able Bodied Children			
03:00-04:00	0	0	0	0	1	0	1	0	0	0	0	1	0	1	2	
08:00-09:00	8	0	0	0	890	9	907	0	0	0	0	146	3	149	1056	
12:00-13:00	5	0	0	0	646	4	655	12	0	1	0	810	14	837	1492	
17:00-18:00	7	0	0	0	434	8	449	24	0	0	0	1700	14	1738	2187	
21:00-22:00	0	0	0	0	141	0	141	0	0	0	0	431	0	431	572	
TOTAL	20	0	0	0	2112	21	2153	36	0	1	0	3088	31	3156	5309	

Phase 2

SECTION 7		WESTERN PAVEMENT													TOT	
TIME	NORTHBOUND							TOT	SOUTHBOUND						TOT	TOT
	People With Prams/ Pushchairs	Wheelchair/ Electric Scooter Users	Severe Mobility Difficulties	Visually Impaired	Able Bodied Adults	Able Bodied Children	People With Prams/ Pushchairs		Wheelchair/ Electric Scooter Users	Severe Mobility Difficulties	Visually Impaired	Able Bodied Adults	Able Bodied Children			
03:00-04:00	0	0	0	0	0	0	0	0	0	0	0	4	0	4	4	
08:00-09:00	8	0	0	0	1000	18	1026	1	0	0	0	97	4	102	1128	
12:00-13:00	5	0	0	0	536	6	547	3	0	0	0	583	4	590	1137	
17:00-18:00	2	0	0	0	360	8	370	15	0	0	0	1361	9	1385	1755	
21:00-22:00	0	0	0	0	150	4	154	0	0	0	0	410	1	411	565	
TOTAL	15	0	0	0	2046	36	2097	19	0	0	0	2455	18	2492	4589	

Phase 3

SECTION 7	WESTERN PAVEMENT																
TIME	NORTHBOUND							TOT	SOUTHBOUND							TOT	TOT
	People With Prams/ Pushchairs	Wheelchair/ Electric Scooter Users	Severe Mobility Difficulties	Visually Impaired	Able Bodied Adults	Able Bodied Children	People With Prams/ Pushchairs		Wheelchair/ Electric Scooter Users	Severe Mobility Difficulties	Visually Impaired	Able Bodied Adults	Able Bodied Children				
03:00-04:00	0	0	0	0	1	0	1	0	0	0	0	2	0	2	3		
08:00-09:00	11	0	0	1	1257	16	1285	2	0	0	0	155	5	162	1447		
12:00-13:00	13	0	0	1	587	13	614	18	0	0	1	604	8	631	1245		
17:00-18:00	2	0	0	0	465	3	470	19	1	0	2	1275	16	1313	1783		
21:00-22:00	0	0	0	0	60	0	60	0	0	0	0	480	1	481	541		
TOTAL	26	0	0	2	2370	32	2430	39	1	0	3	2516	30	2589	5019		

Phase 4

SECTION 7	WESTERN PAVEMENT																
TIME	NORTHBOUND							TOT	SOUTHBOUND							TOT	TOT
	PEOPLE WITH PRAMS/ PUSHCHAIRS	WHEELCHAIR/ ELECTRIC SCOOTER USERS	SEVERE MOBILITY DIFFICULTIES	VISUALLY IMPAIRED	ABLE BODIED ADULTS	ABLE BODIED CHILDREN	PEOPLE WITH PRAMS/ PUSHCHAIRS		WHEELCHAIR/ ELECTRIC SCOOTER USERS	SEVERE MOBILITY DIFFICULTIES	VISUALLY IMPAIRED	ABLE BODIED ADULTS	ABLE BODIED CHILDREN				
03:00-04:00	1	0	0	0	21	0	22	1	0	0	0	0	0	1	23		
08:00-09:00	8	1	0	0	875	6	890	3	0	0	0	77	6	86	976		
12:00-13:00	17	0	2	0	720	18	757	23	0	3	0	861	29	916	1673		
17:00-18:00	3	0	0	0	483	1	487	14	0	0	0	1772	14	1800	2287		
21:00-22:00	0	0	0	0	105	1	106	0	0	0	0	738	5	743	849		
TOTAL	29	1	2	0	2204	26	2262	41	0	3	0	3448	54	3546	5808		

Phase 1

SECTION 8	SECTION 8A														
TIME	EASTBOUND						TOT	WESTBOUND						TOT	
	People With Prams/ Pushchairs	Wheelchair/Electric Scooter Users	Severe Mobility Difficulties	Visually Impaired	Able Bodied Adults	Able Bodied Children		People With Prams/ Pushchairs	Wheelchair/Electric Scooter Users	Severe Mobility Difficulties	Visually Impaired	Able Bodied Adults	Able Bodied Children		
03:00-04:00	0	0	0	0	4	0	4	0	0	0	0	2	0	2	6
08:00-09:00	0	0	0	0	131	2	133	0	0	0	0	101	12	113	246
12:00-13:00	3	0	0	0	275	4	282	4	0	2	0	181	11	198	480
17:00-18:00	2	0	0	0	298	4	304	8	0	2	0	475	13	498	802
21:00-22:00	0	0	0	0	89	0	89	0	0	0	0	96	4	100	189
TOTAL	5	0	0	0	797	10	812	12	0	4	0	855	40	911	1723

Phase 2

SECTION 8	SECTION 8A												TOT		
TIME	EASTBOUND						TOT	WESTBOUND						TOT	
	People With Prams/ Pushchairs	Wheelchair/Electric Scooter Users	Severe Mobility Difficulties	Visually Impaired	Able Bodied Adults	Able Bodied Children		People With Prams/ Pushchairs	Wheelchair/Electric Scooter Users	Severe Mobility Difficulties	Visually Impaired	Able Bodied Adults	Able Bodied Children		
03:00-04:00	0	0	0	0	5	0	5	0	0	0	0	0	0	0	5
08:00-09:00	0	0	1	0	183	3	187	0	0	0	0	140	12	152	339
12:00-13:00	1	0	4	0	228	3	236	1	0	0	0	142	5	148	384
17:00-18:00	0	0	1	0	232	3	236	5	0	0	0	309	0	314	550
21:00-22:00	0	0	1	0	90	4	95	0	0	0	0	123	0	123	218
TOTAL	1	0	7	0	738	13	759	6	0	0	0	714	17	737	1496

Phase 3

SECTION 8	SECTION 8A															
TIME	NORTHBOUND							TOT	SOUTHBOUND						TOT	TOT
	People With Prams/ Pushchairs	Wheelchair/ Electric Scooter Users	Severe Mobility Difficulties	Visually Impaired	Able Bodied Adults	Able Bodied Children	People With Prams/ Pushchairs		Wheelchair/ Electric Scooter Users	Severe Mobility Difficulties	Visually Impaired	Able Bodied Adults	Able Bodied Children			
03:00-04:00	0	0	0	0	1	0	1	2	0	0	0	0	0	2	3	
08:00-09:00	1	0	0	0	205	6	212	3	0	0	0	129	15	147	359	
12:00-13:00	4	0	0	0	280	2	286	3	0	3	0	292	1	299	585	
17:00-18:00	3	0	0	0	301	5	309	10	0	2	0	630	6	648	957	
21:00-22:00	0	0	0	0	65	0	65	1	0	0	0	241	1	243	308	
TOTAL	8	0	0	0	852	13	873	19	0	5	0	1292	23	1339	2212	

Phase 4

SECTION 8	SECTION 8A															
TIME	EASTBOUND							TOT	WESTBOUND						TOT	TOT
	PEOPLE WITH PRAMS/ PUSHCHAIRS	WHEELCHAIR/ ELECTRIC SCOOTER USERS	SEVERE MOBILITY DIFFICULTIES	VISUALLY IMPAIRED	ABLE BODIED ADULTS	ABLE BODIED CHILDREN	PEOPLE WITH PRAMS/ PUSHCHAIRS		WHEELCHAIR/ ELECTRIC SCOOTER USERS	SEVERE MOBILITY DIFFICULTIES	VISUALLY IMPAIRED	ABLE BODIED ADULTS	ABLE BODIED CHILDREN			
03:00-04:00	0	0	0	0	10	0	10	0	0	0	0	5	0	5	15	
08:00-09:00	5	0	0	0	102	3	110	2	0	0	0	144	9	155	265	
12:00-13:00	19	0	0	1	450	1	471	23	0	0	1	460	5	489	960	
17:00-18:00	6	0	0	0	190	10	206	7	0	0	0	280	8	295	501	
21:00-22:00	0	0	0	0	48	0	48	0	0	0	0	93	1	94	142	
TOTAL	30	0	0	1	800	14	845	32	0	0	1	982	23	1038	1883	

Phase 1

SECTION 8	SECTION 8B																
TIME	EASTBOUND							TOT	WESTBOUND							TOT	TOT
	People With Prams/ Pushchairs	Wheelchair/ Electric Scooter Users	Severe Mobility Difficulties	Visually Impaired	Able Bodied Adults	Able Bodied Children	People With Prams/ Pushchairs		Wheelchair/ Electric Scooter Users	Severe Mobility Difficulties	Visually Impaired	Able Bodied Adults	Able Bodied Children				
03:00-04:00	0	0	0	0	4	0	4	0	0	0	0	2	0	2	6		
08:00-09:00	9	0	0	0	1118	9	1136	0	0	0	0	247	6	253	1389		
12:00-13:00	11	0	0	0	726	10	747	8	0	0	0	848	18	874	1621		
17:00-18:00	5	0	0	0	490	6	501	27	0	1	0	1778	7	1813	2314		
21:00-22:00	0	0	0	0	147	2	149	0	0	0	0	600	2	602	751		
TOTAL	25	0	0	0	2485	27	2537	35	0	1	0	3475	33	3544	6081		

Phase 2

SECTION 8	SECTION 8B														TOT		
TIME	EASTBOUND							TOT	WESTBOUND							TOT	TOT
	People With Prams/ Pushchairs	Wheelchair/ Electric Scooter Users	Severe Mobility Difficulties	Visually Impaired	Able Bodied Adults	Able Bodied Children	People With Prams/ Pushchairs		Wheelchair/ Electric Scooter Users	Severe Mobility Difficulties	Visually Impaired	Able Bodied Adults	Able Bodied Children				
03:00-04:00	0	0	0	0	0	0	0	0	0	0	0	11	0	11	11		
08:00-09:00	12	0	0	0	1276	21	1309	0	0	0	0	192	7	199	1508		
12:00-13:00	9	1	0	0	908	9	927	8	1	0	0	695	16	720	1647		
17:00-18:00	6	0	0	0	636	11	653	26	0	0	0	1927	64	2017	2670		
21:00-22:00	0	0	0	0	187	1	188	3	0	0	0	721	16	740	928		
TOTAL	27	1	0	0	3007	42	3077	37	1	0	0	3546	103	3687	6764		

Phase 3

SECTION 3	SECTION 8B															
TIME	EASTBOUND							TOT	WESTBOUND							TOT
	People With Prams/ Pushchairs	Wheelchair/Electric Scooter Users	Severe Mobility Difficulties	Visually Impaired	Able Bodied Adults	Able Bodied Children	People With Prams/ Pushchairs		Wheelchair/Electric Scooter Users	Severe Mobility Difficulties	Visually Impaired	Able Bodied Adults	Able Bodied Children			
03:00-04:00	0	0	0	0	2	0	2	0	0	0	0	1	0	1	3	
08:00-09:00	10	0	0	0	1410	11	1431	2	0	0	0	238	17	257	1688	
12:00-13:00	11	0	1	0	651	8	671	15	0	1	0	511	4	531	1202	
17:00-18:00	7	0	0	0	759	4	770	18	0	0	0	1217	11	1246	2016	
21:00-22:00	0	0	0	0	97	0	97	0	0	0	0	481	3	484	581	
TOTAL	28	0	1	0	2919	23	2971	35	0	1	0	2448	35	2519	5490	

Phase 4

SECTION 8	SECTION 8B															
TIME	EASTBOUND							TOT	WESTBOUND							TOT
	PEOPLE WITH PRAMS/ PUSHCHAIRS	WHEELCHAIR/ ELECTRIC SCOOTER USERS	SEVERE MOBILITY DIFFICULTIES	VISUALLY IMPAIRED	ABLE BODIED ADULTS	ABLE BODIED CHILDREN	PEOPLE WITH PRAMS/ PUSHCHAIRS		WHEELCHAIR/ ELECTRIC SCOOTER USERS	SEVERE MOBILITY DIFFICULTIES	VISUALLY IMPAIRED	ABLE BODIED ADULTS	ABLE BODIED CHILDREN			
03:00-04:00	0	0	0	0	22	0	22	0	0	0	0	2	0	2	24	
08:00-09:00	7	0	0	0	1075	6	1088	1	0	0	0	130	4	135	1223	
12:00-13:00	4	0	0	0	465	2	471	2	0	0	0	380	0	382	853	
17:00-18:00	5	0	1	0	550	8	564	18	0	0	0	1716	12	1746	2310	
21:00-22:00	0	0	0	0	140	0	140	0	0	0	0	900	7	907	1047	
TOTAL	16	0	1	0	2252	16	2285	21	0	0	0	3128	23	3172	5457	

Appendix D – Screenline Vehicle Counts

Phase 1

SECTION 1	NORTHBOUND											TOT	SOUTHBOUND											TOT
	Car (Including Private Hire Vehicles)	Black Taxis	LGV - Freight (Vans etc)	LGV - Passenger (Minibuses etc)	MGV - Freight (2 Axles & 6 Tyres)	MGV - Passenger (2 Axles & 6 Tyres)	HGV Freight (3 Or More Axles)	Buses (Public Service - 9 Seats Or More)	Coaches (Private - 9 Seats Or More)	Motorcycles	Pedal Cycles		Car (Including Private Hire Vehicles)	Black Taxis	LGV - Freight (Vans etc)	LGV - Passenger (Minibuses etc)	MGV - Freight (2 Axles & 6 Tyres)	MGV - Passenger (2 Axles & 6 Tyres)	HGV Freight (3 Or More Axles)	Buses (Public Service - 9 Seats Or More)	Coaches (Private - 9 Seats Or More)	Motorcycles	Pedal Cycles	
03:00-04:00	2	0	0	0	0	0	0	0	0	0	2	3	1	0	0	0	0	0	0	0	0	0	4	
08:00-09:00	346	99	9	2	6	0	1	4	0	46	572	282	72	14	5	6	0	1	2	0	40	144		
12:00-13:00	211	144	25	0	10	0	4	5	4	13	440	269	153	34	1	8	0	0	0	23	37	525		
17:00-18:00	294	136	12	2	1	1	0	5	0	33	585	315	124	10	2	2	0	2	0	1	43	70		
21:00-22:00	115	63	3	0	0	0	0	3	0	9	220	139	87	2	0	2	0	0	0	15	27	272		
TOTAL	968	442	49	4	17	1	5	17	4	101	211	1819	1008	437	60	8	18	0	3	2	1	121	278	1936

Phase 2

SECTION 1	NORTHBOUND											TOT	SOUTHBOUND											TOT
	Car (Including Private Hire Vehicles)	Black Taxis	LGV - Freight (Vans etc)	LGV - Passenger (Minibuses etc)	MGV - Freight (2 Axles & 6 Tyres)	MGV - Passenger (2 Axles & 6 Tyres)	HGV Freight (3 Or More Axles)	Buses (Public Service - 9 Seats Or More)	Coaches (Private - 9 Seats Or More)	Motorcycles	Pedal Cycles		Car (Including Private Hire Vehicles)	Black Taxis	LGV - Freight (Vans etc)	LGV - Passenger (Minibuses etc)	MGV - Freight (2 Axles & 6 Tyres)	MGV - Passenger (2 Axles & 6 Tyres)	HGV Freight (3 Or More Axles)	Buses (Public Service - 9 Seats Or More)	Coaches (Private - 9 Seats Or More)	Motorcycles	Pedal Cycles	
03:00-04:00	4	0	1	0	2	0	0	0	0	0	1	8	2	1	0	1	0	0	0	0	0	1	5	
08:00-09:00	356	98	20	3	12	0	1	4	0	53	70	617	380	88	19	4	12	2	1	0	47	141		
12:00-13:00	243	176	35	1	8	1	1	4	1	11	36	517	248	164	31	1	11	0	0	0	27	31		
17:00-18:00	315	152	10	2	0	1	0	5	1	31	100	617	337	137	11	3	0	1	0	1	65	88		
21:00-22:00	130	71	3	0	0	0	0	3	1	6	34	248	162	95	2	0	0	0	0	0	24	25		
TOTAL	1048	497	69	6	22	2	2	16	3	101	241	2007	1129	485	63	8	24	2	0	1	163	286	2163	

Phase 3

SECTION 1	NORTHBOUND											TOT	SOUTHBOUND											TOT
	Car (Including Private Hire Vehicles)	Black Taxis	LGV - Freight (Vans etc)	LGV - Passenger (Minibuses etc)	MGV - Freight (2 Axles & 6 Tyres)	MGV - Passenger (2 Axles & 6 Tyres)	HGV Freight (3 Or More Axles)	Buses (Public Service - 9 Seats Or More)	Coaches (Private - 9 Seats Or More)	Motorcycles	Pedal Cycles		Car (Including Private Hire Vehicles)	Black Taxis	LGV - Freight (Vans etc)	LGV - Passenger (Minibuses etc)	MGV - Freight (2 Axles & 6 Tyres)	MGV - Passenger (2 Axles & 6 Tyres)	HGV Freight (3 Or More Axles)	Buses (Public Service - 9 Seats Or More)	Coaches (Private - 9 Seats Or More)	Motorcycles	Pedal Cycles	
03:00-04:00	6	0	1	0	0	0	0	0	0	0	0	7	1	0	0	0	0	0	0	0	0	0	1	
08:00-09:00	403	88	14	1	9	0	1	4	1	68	71	660	383	84	20	3	11	2	0	0	44	135		
12:00-13:00	338	171	15	1	5	2	0	5	1	19	21	578	402	158	25	2	13	0	0	0	17	28		
17:00-18:00	385	133	18	2	3	0	1	5	0	25	93	665	419	142	15	1	3	1	1	0	54	56		
21:00-22:00	158	87	0	0	1	0	0	3	0	4	19	272	244	80	1	0	0	0	0	0	9	15		
TOTAL	1290	479	48	4	18	2	2	17	2	116	204	2182	1449	464	61	6	27	3	0	0	124	234	2369	

Phase 4

SECTION 1	NORTHBOUND												TOT	SOUTHBOUND												TOT
	CAR (INCLUDING PRIVATE HIRE VEHICLES)	BLACK TAXI	LGV - FREIGHT (VANS ETC)	LGV - PASSENGER (MINIBUSES ETC)	MGV - FREIGHT (2 AXLES & 6 TYRES)	MGV - PASSENGER (2 AXLES & 6 TYRES)	HGV FREIGHT (3 OR MORE AXLES)	BUSES (PUBLIC SERVICE - 9 SEATS OR MORE)	COACHES (PRIVATE 9 SEATS OR MORE)	MOTORCYCLES	PEDAL CYCLES	CAR (INCLUDING PRIVATE HIRE VEHICLES)		BLACK TAXI	LGV - FREIGHT (VANS ETC)	LGV - PASSENGER (MINIBUSES ETC)	MGV - FREIGHT (2 AXLES & 6 TYRES)	MGV - PASSENGER (2 AXLES & 6 TYRES)	HGV FREIGHT (3 OR MORE AXLES)	BUSES (PUBLIC SERVICE - 9 SEATS OR MORE)	COACHES (PRIVATE 9 SEATS OR MORE)	MOTORCYCLES	PEDAL CYCLES			
03:00-04:00	7	0	2	0	0	0	0	0	0	0	0	9	0	1	0	0	0	0	0	0	0	0	1	2		
08:00-09:00	360	80	16	3	9	0	2	4	1	54	49	578	420	84	22	6	10	1	0	0	45	148	736			
12:00-13:00	313	157	27	9	16	1	0	4	3	12	36	578	360	162	33	2	11	0	2	24	39	634				
17:00-18:00	306	138	20	1	0	2	1	5	1	39	135	648	452	183	12	3	12	0	1	0	1	56	87			
21:00-22:00	189	106	0	0	1	0	0	3	4	3	46	352	164	129	2	1	0	0	0	4	17	29	346			
TOTAL	1175	481	65	13	26	3	3	16	9	108	266	2165	1396	559	69	12	33	0	3	0	7	142	304	2525		

Phase 1

SECTION 3	NORTHBOUND												TOT	SOUTHBOUND												TOT
	Car (Including Private Hire Vehicles)	Black Taxis	LGV - Freight (Vans etc)	LGV - Passenger (Minibuses etc)	MGV - Freight (2 Axles & 6 Tyres)	MGV - Passenger (2 Axles & 6 Tyres)	HGV Freight (3 Or More Axles)	Buses (Public Service - 9 Seats Or More)	Coaches (Private - 9 Seats Or More)	Motorcycles	Pedal Cycles	Car (Including Private Hire Vehicles)		Black Taxis	LGV - Freight (Vans etc)	LGV - Passenger (Minibuses etc)	MGV - Freight (2 Axles & 6 Tyres)	MGV - Passenger (2 Axles & 6 Tyres)	HGV Freight (3 Or More Axles)	Buses (Public Service - 9 Seats Or More)	Coaches (Private - 9 Seats Or More)	Motorcycles	Pedal Cycles			
03:00-04:00	3	0	0	0	0	0	0	0	0	0	0	3	4	0	0	0	0	0	0	0	0	2	0	6		
08:00-09:00	170	36	23	0	11	0	0	4	1	13	62	320	158	22	26	0	11	0	1	5	0	33	117	373		
12:00-13:00	122	74	36	0	11	0	0	5	0	10	27	285	156	82	41	1	6	0	0	5	4	14	31	340		
17:00-18:00	161	109	15	1	3	1	0	5	0	25	93	413	137	79	7	0	0	0	2	5	1	12	63	306		
21:00-22:00	61	19	2	0	0	0	0	3	0	9	20	114	79	38	4	0	2	0	0	3	0	10	23	159		
TOTAL	517	238	76	1	25	1	0	17	1	57	202	1135	534	221	78	1	19	0	3	18	5	71	234	1184		

Phase 2

SECTION 3	NORTHBOUND												TOT	SOUTHBOUND												TOT
	Car (Including Private Hire Vehicles)	Black Taxis	LGV - Freight (Vans etc)	LGV - Passenger (Minibuses etc)	MGV - Freight (2 Axles & 6 Tyres)	MGV - Passenger (2 Axles & 6 Tyres)	HGV Freight (3 Or More Axles)	Buses (Public Service - 9 Seats Or More)	Coaches (Private - 9 Seats Or More)	Motorcycles	Pedal Cycles	Car (Including Private Hire Vehicles)		Black Taxis	LGV - Freight (Vans etc)	LGV - Passenger (Minibuses etc)	MGV - Freight (2 Axles & 6 Tyres)	MGV - Passenger (2 Axles & 6 Tyres)	HGV Freight (3 Or More Axles)	Buses (Public Service - 9 Seats Or More)	Coaches (Private - 9 Seats Or More)	Motorcycles	Pedal Cycles			
03:00-04:00	0	0	0	0	3	0	0	0	0	0	1	4	2	0	0	0	1	0	0	0	0	1	4			
08:00-09:00	182	53	27	4	14	1	0	4	1	23	76	385	180	24	24	3	17	0	0	5	0	30	101	384		
12:00-13:00	114	98	39	0	13	1	2	3	0	8	29	307	152	93	40	3	14	0	0	5	0	19	20	346		
17:00-18:00	194	115	14	3	1	1	0	5	0	30	102	465	178	86	14	2	2	0	1	5	1	26	65	380		
21:00-22:00	54	43	3	0	0	0	0	3	1	3	16	123	98	53	3	0	0	0	3	0	0	9	33	199		
TOTAL	544	309	83	7	31	3	2	15	2	64	224	1284	610	256	81	8	34	0	1	18	1	84	220	1313		

Phase 3

SECTION 3	NORTHBOUND												TOT	SOUTHBOUND												TOT
	Car (Including Private Hire Vehicles)	Black Taxis	LGV - Freight (Vans etc)	LGV - Passenger (Minibuses etc)	MGV - Freight (2 Axles & 6 Tyres)	MGV - Passenger (2 Axles & 6 Tyres)	HGV Freight (3 Or More Axles)	Buses (Public Service - 9 Seats Or More)	Coaches (Private - 9 Seats Or More)	Motorcycles	Pedal Cycles	Car (Including Private Hire Vehicles)		Black Taxis	LGV - Freight (Vans etc)	LGV - Passenger (Minibuses etc)	MGV - Freight (2 Axles & 6 Tyres)	MGV - Passenger (2 Axles & 6 Tyres)	HGV Freight (3 Or More Axles)	Buses (Public Service - 9 Seats Or More)	Coaches (Private - 9 Seats Or More)	Motorcycles	Pedal Cycles			
03:00-04:00	3	0	0	0	2	0	0	0	0	0	2	7	2	0	0	0	1	0	0	0	0	0	3			
08:00-09:00	197	38	26	0	11	0	1	4	4	23	77	381	165	25	20	2	16	0	0	5	0	34	101	368		
12:00-13:00	131	94	14	0	5	2	0	4	1	7	19	277	210	88	33	2	9	0	0	5	0	11	30	388		
17:00-18:00	224	94	25	0	3	0	1	4	0	20	80	451	189	69	22	1	3	0	1	5	0	23	44	357		
21:00-22:00	66	67	2	0	0	0	0	3	0	4	15	157	105	49	2	0	0	0	3	1	4	28	192			
TOTAL	621	293	67	0	21	2	2	15	5	54	193	1273	671	231	77	5	29	0	1	18	1	72	203	1308		

Phase 4

SECTION 3	NORTHBOUND											TOT	SOUTHBOUND											TOT
	CAR (INCLUDING PRIVATE HIRE VEHICLES)	BLACK TAXIS	LGV - FREIGHT (VANS ETC)	LGV - PASSENGER (MINIBUSES ETC)	MGV - FREIGHT (2 AXLES & 6 TYRES)	MGV - PASSENGER (2 AXLES & 6 TYRES)	HGV FREIGHT (3 OR MORE AXLES)	BUSES (PUBLIC SERVICE - 9 SEATS OR MORE)	COACHES (PRIVATE 9 SEATS OR MORE)	MOTORCYCLES	PEDAL CYCLES		CAR (INCLUDING PRIVATE HIRE VEHICLES)	BLACK TAXIS	LGV - FREIGHT (VANS ETC)	LGV - PASSENGER (MINIBUSES ETC)	MGV - FREIGHT (2 AXLES & 6 TYRES)	MGV - PASSENGER (2 AXLES & 6 TYRES)	HGV FREIGHT (3 OR MORE AXLES)	BUSES (PUBLIC SERVICE - 9 SEATS OR MORE)	COACHES (PRIVATE 9 SEATS OR MORE)	MOTORCYCLES	PEDAL CYCLES	
03:00-04:00	9	0	3	0	2	0	0	0	0	0	0	14	1	1	2	0	0	0	0	0	0	0	1	5
08:00-09:00	205	38	26	3	14	1	3	4	1	18	62	375	198	29	29	2	10	0	2	5	0	33	120	428
12:00-13:00	155	110	45	0	16	1	1	4	2	3	27	364	156	69	45	1	8	1	2	4	3	13	31	333
17:00-18:00	212	106	15	1	6	1	0	5	0	23	94	463	230	107	9	1	7	0	1	5	1	21	78	460
21:00-22:00	105	73	1	0	1	0	0	3	0	3	28	214	88	54	1	1	0	0	3	3	0	6	25	178
TOTAL	686	327	90	4	39	3	4	16	3	47	211	1430	673	260	86	5	25	1	5	17	4	73	255	1404

Phase 1

SECTION 4	NORTHBOUND											TOT	SOUTHBOUND											TOT
	Car (Including Private Hire Vehicles)	Black Taxis	LGV - Freight (Vans etc)	LGV - Passenger (Minibuses etc)	MGV - Freight (2 Axles & 6 Tyres)	MGV - Passenger (2 Axles & 6 Tyres)	HGV Freight (3 Or More Axles)	Buses (Public Service - 9 Seats Or More)	Coaches (Private - 9 Seats Or More)	Motorcycles	Pedal Cycles		Car (Including Private Hire Vehicles)	Black Taxis	LGV - Freight (Vans etc)	LGV - Passenger (Minibuses etc)	MGV - Freight (2 Axles & 6 Tyres)	MGV - Passenger (2 Axles & 6 Tyres)	HGV Freight (3 Or More Axles)	Buses (Public Service - 9 Seats Or More)	Coaches (Private - 9 Seats Or More)	Motorcycles	Pedal Cycles	
03:00-04:00	1	0	0	0	0	0	0	0	0	0	0	1	4	0	0	0	0	0	0	0	0	2	0	7
08:00-09:00	153	36	15	0	5	0	0	4	2	18	66	299	113	24	20	0	6	0	0	5	3	21	47	239
12:00-13:00	103	66	14	0	7	0	0	5	0	13	20	228	143	77	26	0	5	0	5	2	13	32	303	
17:00-18:00	133	95	6	0	3	1	0	5	0	5	30	278	130	68	12	0	1	0	1	5	1	14	67	299
21:00-22:00	45	32	2	0	0	0	0	3	0	7	14	103	82	39	2	0	2	0	0	3	0	10	25	163
TOTAL	435	229	37	0	15	1	0	17	2	43	130	909	472	208	60	0	15	0	1	18	6	60	171	1011

Phase 2

SECTION 4	NORTHBOUND											TOT	SOUTHBOUND											TOT
	Car (Including Private Hire Vehicles)	Black Taxis	LGV - Freight (Vans etc)	LGV - Passenger (Minibuses etc)	MGV - Freight (2 Axles & 6 Tyres)	MGV - Passenger (2 Axles & 6 Tyres)	HGV Freight (3 Or More Axles)	Buses (Public Service - 9 Seats Or More)	Coaches (Private - 9 Seats Or More)	Motorcycles	Pedal Cycles		Car (Including Private Hire Vehicles)	Black Taxis	LGV - Freight (Vans etc)	LGV - Passenger (Minibuses etc)	MGV - Freight (2 Axles & 6 Tyres)	MGV - Passenger (2 Axles & 6 Tyres)	HGV Freight (3 Or More Axles)	Buses (Public Service - 9 Seats Or More)	Coaches (Private - 9 Seats Or More)	Motorcycles	Pedal Cycles	
03:00-04:00	0	0	0	0	3	0	0	0	0	0	1	4	4	0	0	0	0	0	0	0	0	0	0	4
08:00-09:00	186	41	19	3	11	1	0	4	1	28	103	397	155	21	24	3	13	0	0	5	0	16	63	300
12:00-13:00	106	98	29	0	8	1	1	4	0	8	31	286	135	84	33	3	14	0	1	5	0	21	33	329
17:00-18:00	158	91	8	1	1	1	0	5	0	14	58	337	172	73	13	1	2	0	0	5	1	28	103	398
21:00-22:00	42	47	2	0	0	0	0	3	1	1	16	112	95	57	2	0	1	0	2	0	8	35	200	
TOTAL	492	277	58	4	23	3	1	16	2	51	209	1136	561	235	72	7	30	0	1	17	1	73	234	1231

Phase 3

SECTION 4	NORTHBOUND											TOT	SOUTHBOUND											TOT
	Car (Including Private Hire Vehicles)	Black Taxis	LGV - Freight (Vans etc)	LGV - Passenger (Minibuses etc)	MGV - Freight (2 Axles & 6 Tyres)	MGV - Passenger (2 Axles & 6 Tyres)	HGV Freight (3 Or More Axles)	Buses (Public Service - 9 Seats Or More)	Coaches (Private - 9 Seats Or More)	Motorcycles	Pedal Cycles		Car (Including Private Hire Vehicles)	Black Taxis	LGV - Freight (Vans etc)	LGV - Passenger (Minibuses etc)	MGV - Freight (2 Axles & 6 Tyres)	MGV - Passenger (2 Axles & 6 Tyres)	HGV Freight (3 Or More Axles)	Buses (Public Service - 9 Seats Or More)	Coaches (Private - 9 Seats Or More)	Motorcycles	Pedal Cycles	
03:00-04:00	3	0	0	0	2	0	0	0	0	0	0	5	1	0	0	0	0	0	0	0	0	0	1	3
08:00-09:00	203	41	23	2	4	0	0	5	1	22	102	403	145	25	16	3	9	0	0	5	0	30	63	296
12:00-13:00	118	82	11	0	4	0	1	5	0	6	20	247	192	73	30	2	8	0	1	5	0	10	16	337
17:00-18:00	173	91	16	1	1	0	0	4	0	14	44	344	177	66	18	1	1	0	0	5	0	18	54	340
21:00-22:00	59	66	3	0	0	0	0	3	0	4	10	145	109	43	2	1	0	0	2	1	7	32	197	
TOTAL	556	280	53	3	11	0	1	17	1	46	176	1144	624	207	66	7	19	0	1	17	1	65	166	1173

Phase 4

SECTION 4	NORTHBOUND												TOT	SOUTHBOUND												TOT
	CAR (INCLUDING PRIVATE HIRE VEHICLES)	BLACK TAXI	LGV - FREIGHT (VANS ETC)	LGV - PASSENGER (MINIBUSES ETC)	MGV - FREIGHT (2 AXLES & 6 TYRES)	MGV - PASSENGER (2 AXLES & 6 TYRES)	HGV FREIGHT (3 OR MORE AXLES)	BUSES (PUBLIC SERVICE - 9 SEATS OR MORE)	COACHES (PRIVATE 9 SEATS OR MORE)	MOTORCYCLES	PEDAL CYCLES	CAR (INCLUDING PRIVATE HIRE VEHICLES)		BLACK TAXI	LGV - FREIGHT (VANS ETC)	LGV - PASSENGER (MINIBUSES ETC)	MGV - FREIGHT (2 AXLES & 6 TYRES)	MGV - PASSENGER (2 AXLES & 6 TYRES)	HGV FREIGHT (3 OR MORE AXLES)	BUSES (PUBLIC SERVICE - 9 SEATS OR MORE)	COACHES (PRIVATE 9 SEATS OR MORE)	MOTORCYCLES	PEDAL CYCLES			
03:00-04:00	7	0	1	0	2	0	0	0	0	0	0	10	1	1	2	0	0	0	0	0	0	1	2	7		
08:00-09:00	201	35	25	3	10	1	1	4	1	22	99	402	172	24	18	2	10	0	3	4	0	21	40	294		
12:00-13:00	107	85	24	0	10	1	1	3	0	7	28	266	110	37	30	2	6	1	3	4	1	14	16	224		
17:00-18:00	157	88	9	0	3	1	0	4	0	15	43	320	195	77	9	0	3	0	5	1	25	91	406			
21:00-22:00	53	70	0	1	1	0	0	3	0	2	14	144	86	51	1	1	0	0	3	0	6	35	184			
TOTAL	525	278	59	4	26	3	2	14	1	46	184	1142	564	190	60	5	20	1	6	16	2	67	184	1115		

Phase 1

SECTION 6	NORTHBOUND											TOT	SOUTHBOUND											TOT
	Car (Including Private Hire Vehicles)	Black Taxis	LGV - Freight (Vans etc)	LGV - Passenger (Minibuses etc)	MGV - Freight (2 Axles & 6 Tyres)	MGV - Passenger (2 Axles & 6 Tyres)	HGV Freight (3 Or More Axles)	Buses (Public Service - 9 Seats Or More)	Coaches (Private - 9 Seats Or More)	Motorcycles	Pedal Cycles		Car (Including Private Hire Vehicles)	Black Taxis	LGV - Freight (Vans etc)	LGV - Passenger (Minibuses etc)	MGV - Freight (2 Axles & 6 Tyres)	MGV - Passenger (2 Axles & 6 Tyres)	HGV Freight (3 Or More Axles)	Buses (Public Service - 9 Seats Or More)	Coaches (Private - 9 Seats Or More)	Motorcycles	Pedal Cycles	
03:00-04:00	1	0	0	0	0	0	0	0	0	0	0	1	2	0	0	0	0	1	0	0	0	0	0	3
08:00-09:00	142	36	13	0	5	0	0	4	1	15	52	268	92	19	13	0	4	0	0	5	0	15	42	190
12:00-13:00	96	66	14	0	6	0	0	5	0	10	15	212	117	51	22	0	4	0	0	5	0	12	23	234
17:00-18:00	127	94	6	0	2	1	0	5	0	4	20	259	113	32	10	0	0	0	5	0	10	68	238	
21:00-22:00	46	34	2	0	0	0	0	3	0	4	8	97	66	26	1	0	1	0	3	0	9	21	127	
TOTAL	412	230	35	0	13	1	0	17	1	33	95	837	390	128	46	0	10	0	18	0	46	154	792	

Phase 2

SECTION 6	NORTHBOUND											TOT	SOUTHBOUND											TOT
	Car (Including Private Hire Vehicles)	Black Taxis	LGV - Freight (Vans etc)	LGV - Passenger (Minibuses etc)	MGV - Freight (2 Axles & 6 Tyres)	MGV - Passenger (2 Axles & 6 Tyres)	HGV Freight (3 Or More Axles)	Buses (Public Service - 9 Seats Or More)	Coaches (Private - 9 Seats Or More)	Motorcycles	Pedal Cycles		Car (Including Private Hire Vehicles)	Black Taxis	LGV - Freight (Vans etc)	LGV - Passenger (Minibuses etc)	MGV - Freight (2 Axles & 6 Tyres)	MGV - Passenger (2 Axles & 6 Tyres)	HGV Freight (3 Or More Axles)	Buses (Public Service - 9 Seats Or More)	Coaches (Private - 9 Seats Or More)	Motorcycles	Pedal Cycles	
03:00-04:00	0	0	1	0	2	0	0	0	0	0	0	3	2	0	0	0	0	0	0	0	0	0	2	
08:00-09:00	180	40	16	3	8	1	0	4	1	25	93	371	119	15	16	2	8	0	5	0	17	56	238	
12:00-13:00	84	109	26	0	9	1	1	4	0	10	20	264	106	52	26	1	11	0	5	0	18	24	244	
17:00-18:00	134	104	6	1	1	1	0	6	0	10	39	302	132	31	9	0	1	0	5	1	29	83	291	
21:00-22:00	32	53	2	0	0	0	0	3	0	1	10	101	72	23	2	0	0	0	2	0	10	33	142	
TOTAL	430	306	51	4	20	3	1	17	1	46	162	1041	431	121	53	3	20	0	17	1	74	196	917	

Phase 3

SECTION 6	NORTHBOUND											TOT	SOUTHBOUND											TOT
	Car (Including Private Hire Vehicles)	Black Taxis	LGV - Freight (Vans etc)	LGV - Passenger (Minibuses etc)	MGV - Freight (2 Axles & 6 Tyres)	MGV - Passenger (2 Axles & 6 Tyres)	HGV Freight (3 Or More Axles)	Buses (Public Service - 9 Seats Or More)	Coaches (Private - 9 Seats Or More)	Motorcycles	Pedal Cycles		Car (Including Private Hire Vehicles)	Black Taxis	LGV - Freight (Vans etc)	LGV - Passenger (Minibuses etc)	MGV - Freight (2 Axles & 6 Tyres)	MGV - Passenger (2 Axles & 6 Tyres)	HGV Freight (3 Or More Axles)	Buses (Public Service - 9 Seats Or More)	Coaches (Private - 9 Seats Or More)	Motorcycles	Pedal Cycles	
03:00-04:00	0	2	0	0	2	0	0	0	0	0	0	4	1	0	0	0	0	0	0	0	0	1	2	
08:00-09:00	198	39	24	2	3	1	0	4	2	22	69	364	118	19	13	1	4	0	5	0	27	51	238	
12:00-13:00	115	83	10	0	4	0	1	4	1	6	14	238	153	42	18	2	4	0	5	0	8	11	244	
17:00-18:00	159	88	16	1	1	0	0	4	0	11	28	308	141	43	10	1	1	0	5	0	15	46	262	
21:00-22:00	56	65	2	0	0	0	0	3	0	3	8	137	78	29	1	0	0	0	2	1	6	26	143	
TOTAL	528	277	52	3	10	1	1	15	3	42	119	1051	491	133	42	4	9	0	17	1	56	135	889	

Phase 4

SECTION 6													SECTION 6												
TIME	NORTHBOUND											TOT	SOUTHBOUND											TOT	
	CAR (INCLUDING PRIVATE HIRE VEHICLES)	BLACK TAXI	LGV - FREIGHT (VANS ETC)	LGV - PASSENGER (MINIBUSES ETC)	MGV - FREIGHT (2 AXLES & 6 TYRES)	MGV - PASSENGER (2 AXLES & 6 TYRES)	HGV FREIGHT (3 OR MORE AXLES)	BUSES (PUBLIC SERVICE - 9 SEATS OR MORE)	COACHES (PRIVATE 9 SEATS OR MORE)	MOTORCYCLES	PEDAL CYCLES		CAR (INCLUDING PRIVATE HIRE VEHICLES)	BLACK TAXI	LGV - FREIGHT (VANS ETC)	LGV - PASSENGER (MINIBUSES ETC)	MGV - FREIGHT (2 AXLES & 6 TYRES)	MGV - PASSENGER (2 AXLES & 6 TYRES)	HGV FREIGHT (3 OR MORE AXLES)	BUSES (PUBLIC SERVICE - 9 SEATS OR MORE)	COACHES (PRIVATE 9 SEATS OR MORE)	MOTORCYCLES	PEDAL CYCLES		
03:00-04:00	7	0	1	0	2	0	0	0	0	0	0	10	1	0	1	0	0	0	0	0	0	1	1	4	
08:00-09:00	211	34	20	3	6	1	4	4	1	17	83	384	130	18	11	2	4	0	2	5	0	16	36	224	
12:00-13:00	97	83	24	1	8	0	2	3	0	7	21	246	96	22	26	1	5	0	1	4	1	10	15	181	
17:00-18:00	172	70	9	1	2	1	0	4	2	13	29	303	145	46	9	0	2	0	0	5	0	24	76	307	
21:00-22:00	58	64	0	0	1	0	0	3	0	2	9	137	64	28	0	0	0	0	0	3	0	6	31	132	
TOTAL	545	251	54	5	19	2	6	14	3	39	142	1080	436	114	47	3	11	0	3	17	1	57	159	848	

Phase 1

SECTION 7	NORTHBOUND											TOT	SOUTHBOUND											TOT
	Car (Including Private Hire Vehicles)	Black Taxis	LGV - Freight (Vans etc)	LGV - Passenger (Minibuses etc)	MGV - Freight (2 Axles & 6 Tyres)	MGV - Passenger (2 Axles & 6 Tyres)	HGV Freight (3 Or More Axles)	Buses (Public Service - 9 Seats Or More)	Coaches (Private - 9 Seats Or More)	Motorcycles	Pedal Cycles		Car (Including Private Hire Vehicles)	Black Taxis	LGV - Freight (Vans etc)	LGV - Passenger (Minibuses etc)	MGV - Freight (2 Axles & 6 Tyres)	MGV - Passenger (2 Axles & 6 Tyres)	HGV Freight (3 Or More Axles)	Buses (Public Service - 9 Seats Or More)	Coaches (Private - 9 Seats Or More)	Motorcycles	Pedal Cycles	
03:00-04:00	1	0	0	0	0	0	0	0	0	0	1	2	0	0	0	1	0	0	0	0	0	0	3	
08:00-09:00	3	0	0	0	0	0	0	0	0	0	11	30	0	7	0	5	0	0	0	0	0	1	59	
12:00-13:00	4	0	0	0	0	0	0	0	0	0	8	33	2	15	0	1	0	0	0	0	0	1	68	
17:00-18:00	1	1	0	0	0	0	0	0	0	0	2	18	2	5	0	2	0	0	0	0	0	1	51	
21:00-22:00	3	0	0	0	0	0	0	0	0	0	4	22	5	1	0	1	0	0	0	0	0	2	42	
TOTAL	12	1	0	0	0	0	0	0	0	0	26	105	9	28	0	10	0	0	0	0	0	5	223	

Phase 2

SECTION 7	NORTHBOUND											TOT	SOUTHBOUND											TOT
	Car (Including Private Hire Vehicles)	Black Taxis	LGV - Freight (Vans etc)	LGV - Passenger (Minibuses etc)	MGV - Freight (2 Axles & 6 Tyres)	MGV - Passenger (2 Axles & 6 Tyres)	HGV Freight (3 Or More Axles)	Buses (Public Service - 9 Seats Or More)	Coaches (Private - 9 Seats Or More)	Motorcycles	Pedal Cycles		Car (Including Private Hire Vehicles)	Black Taxis	LGV - Freight (Vans etc)	LGV - Passenger (Minibuses etc)	MGV - Freight (2 Axles & 6 Tyres)	MGV - Passenger (2 Axles & 6 Tyres)	HGV Freight (3 Or More Axles)	Buses (Public Service - 9 Seats Or More)	Coaches (Private - 9 Seats Or More)	Motorcycles	Pedal Cycles	
03:00-04:00	0	0	0	0	0	0	0	0	0	0	0	2	0	0	0	1	0	0	0	0	0	0	3	
08:00-09:00	1	0	1	0	0	0	0	0	0	0	12	34	1	16	0	8	0	0	0	0	0	1	79	
12:00-13:00	2	0	1	0	0	0	0	0	0	0	12	24	3	15	0	4	0	1	0	0	0	4	69	
17:00-18:00	0	1	0	0	0	0	0	0	0	0	9	37	2	5	0	2	0	0	0	0	0	2	77	
21:00-22:00	1	0	2	0	0	0	0	0	0	0	10	18	0	2	0	1	0	0	0	0	0	0	34	
TOTAL	4	1	4	0	0	0	0	0	0	0	43	115	6	38	0	16	0	1	0	0	0	7	262	

Phase 3

SECTION 7	NORTHBOUND											TOT	SOUTHBOUND											TOT
	Car (Including Private Hire Vehicles)	Black Taxis	LGV - Freight (Vans etc)	LGV - Passenger (Minibuses etc)	MGV - Freight (2 Axles & 6 Tyres)	MGV - Passenger (2 Axles & 6 Tyres)	HGV Freight (3 Or More Axles)	Buses (Public Service - 9 Seats Or More)	Coaches (Private - 9 Seats Or More)	Motorcycles	Pedal Cycles		Car (Including Private Hire Vehicles)	Black Taxis	LGV - Freight (Vans etc)	LGV - Passenger (Minibuses etc)	MGV - Freight (2 Axles & 6 Tyres)	MGV - Passenger (2 Axles & 6 Tyres)	HGV Freight (3 Or More Axles)	Buses (Public Service - 9 Seats Or More)	Coaches (Private - 9 Seats Or More)	Motorcycles	Pedal Cycles	
03:00-04:00	0	0	0	0	0	0	0	0	0	0	0	1	0	1	0	0	0	0	0	0	0	0	2	
08:00-09:00	1	0	0	0	0	0	0	0	0	0	6	26	1	12	0	3	0	0	0	0	0	4	63	
12:00-13:00	3	0	0	0	0	0	0	0	0	0	4	48	1	14	0	2	0	1	0	0	0	1	76	
17:00-18:00	0	0	0	0	0	0	0	0	0	0	3	35	1	3	0	3	0	0	0	0	0	1	60	
21:00-22:00	1	0	0	0	0	0	0	0	0	0	4	18	1	2	0	0	0	0	0	0	0	0	35	
TOTAL	5	0	0	0	0	0	0	0	0	0	17	128	4	32	0	8	0	1	0	0	0	6	236	

Phase 1

SECTION 8	EASTBOUND											TOT	WESTBOUND											TOT	
	Car (Including Private Hire Vehicles)	Black Taxis	LGV - Freight (Vans etc)	LGV - Passenger (Minibuses etc)	MGV - Freight (2 Axles & 6 Tyres)	MGV - Passenger (2 Axles & 6 Tyres)	HGV Freight (3 Or More Axles)	Buses (Public Service - 9 Seats Or More)	Coaches (Private - 9 Seats Or More)	Motorcycles	Pedal Cycles		Car (Including Private Hire Vehicles)	Black Taxis	LGV - Freight (Vans etc)	LGV - Passenger (Minibuses etc)	MGV - Freight (2 Axles & 6 Tyres)	MGV - Passenger (2 Axles & 6 Tyres)	HGV Freight (3 Or More Axles)	Buses (Public Service - 9 Seats Or More)	Coaches (Private - 9 Seats Or More)	Motorcycles	Pedal Cycles		
TIME												TOT													TOT
03:00-04:00	0	0	0	1	0	0	0	0	0	0	0	1	1	0	0	0	0	0	0	0	0	0	0	2	
08:00-09:00	0	0	0	0	0	0	0	0	0	0	5	5	0	0	0	0	0	0	0	0	0	0	5	5	
12:00-13:00	4	0	1	0	0	0	0	0	0	0	10	15	3	0	1	0	0	0	0	0	0	0	23	27	
17:00-18:00	1	1	4	0	1	0	0	0	0	0	10	17	2	1	2	0	0	0	0	0	0	0	18	24	
21:00-22:00	0	1	1	0	1	0	0	0	0	0	5	8	0	1	1	0	1	0	0	0	0	0	9	12	
TOTAL	5	2	6	1	2	0	0	0	0	0	30	46	6	2	4	0	3	0	0	0	0	55	70		

Phase 2

SECTION 8	EASTBOUND											TOT	WESTBOUND											TOT	
	Car (Including Private Hire Vehicles)	Black Taxis	LGV - Freight (Vans etc)	LGV - Passenger (Minibuses etc)	MGV - Freight (2 Axles & 6 Tyres)	MGV - Passenger (2 Axles & 6 Tyres)	HGV Freight (3 Or More Axles)	Buses (Public Service - 9 Seats Or More)	Coaches (Private - 9 Seats Or More)	Motorcycles	Pedal Cycles		Car (Including Private Hire Vehicles)	Black Taxis	LGV - Freight (Vans etc)	LGV - Passenger (Minibuses etc)	MGV - Freight (2 Axles & 6 Tyres)	MGV - Passenger (2 Axles & 6 Tyres)	HGV Freight (3 Or More Axles)	Buses (Public Service - 9 Seats Or More)	Coaches (Private - 9 Seats Or More)	Motorcycles	Pedal Cycles		
TIME												TOT													TOT
03:00-04:00	0	0	0	0	0	0	0	0	0	0	0	0	0	0	0	0	1	0	0	0	0	0	0	1	
08:00-09:00	0	0	4	0	2	0	0	0	0	0	15	21	0	0	4	0	2	0	0	0	0	0	18	24	
12:00-13:00	1	0	0	0	0	0	0	0	0	0	13	14	0	0	0	0	1	0	0	0	0	0	18	19	
17:00-18:00	1	0	0	0	0	0	0	0	0	0	9	10	2	0	0	0	1	0	0	0	0	0	22	25	
21:00-22:00	1	0	0	0	1	0	0	0	0	0	12	14	1	0	0	0	0	0	0	0	0	0	15	16	
TOTAL	3	0	4	0	3	0	0	0	0	0	49	59	3	0	4	0	5	0	0	0	0	0	73	85	

Phase 3

SECTION 8	NORTHBOUND											TOT	SOUTHBOUND											TOT	
	Car (Including Private Hire Vehicles)	Black Taxis	LGV - Freight (Vans etc)	LGV - Passenger (Minibuses etc)	MGV - Freight (2 Axles & 6 Tyres)	MGV - Passenger (2 Axles & 6 Tyres)	HGV Freight (3 Or More Axles)	Buses (Public Service - 9 Seats Or More)	Coaches (Private - 9 Seats Or More)	Motorcycles	Pedal Cycles		Car (Including Private Hire Vehicles)	Black Taxis	LGV - Freight (Vans etc)	LGV - Passenger (Minibuses etc)	MGV - Freight (2 Axles & 6 Tyres)	MGV - Passenger (2 Axles & 6 Tyres)	HGV Freight (3 Or More Axles)	Buses (Public Service - 9 Seats Or More)	Coaches (Private - 9 Seats Or More)	Motorcycles	Pedal Cycles		
TIME												TOT													TOT
03:00-04:00	0	0	0	0	0	0	0	0	0	0	0	0	0	0	0	0	0	0	0	0	0	0	0	0	
08:00-09:00	1	0	4	0	1	0	0	0	0	0	12	18	2	0	2	0	1	0	0	0	0	0	15	20	
12:00-13:00	1	0	0	0	0	0	0	0	0	0	2	3	1	0	1	0	0	0	0	0	0	0	8	10	
17:00-18:00	2	0	0	0	0	0	0	0	0	0	7	9	2	0	0	0	1	0	0	0	0	0	9	12	
21:00-22:00	1	0	4	0	1	0	0	0	0	0	4	10	1	0	0	0	0	0	0	0	0	0	14	15	
TOTAL	5	0	8	0	2	0	0	0	0	0	25	40	6	0	3	0	2	0	0	0	0	0	46	57	

Phase 4

SECTION 8	EASTBOUND												TOT	WESTBOUND												TOT
	CAR (INCLUDING PRIVATE HIRE VEHICLES)	BLACK TAXIS	LGV - FREIGHT (VANS ETC)	LGV - PASSENGER (MINIBUSES ETC)	MGV - FREIGHT (2 AXLES & 6 TYRES)	MGV - PASSENGER (2 AXLES & 6 TYRES)	HGV FREIGHT (3 OR MORE AXLES)	BUSES (PUBLIC SERVICE - 9 SEATS OR MORE)	COACHES (PRIVATE 9 SEATS OR MORE)	MOTORCYCLES	PEDAL CYCLES	TOT		CAR (INCLUDING PRIVATE HIRE VEHICLES)	BLACK TAXIS	LGV - FREIGHT (VANS ETC)	LGV - PASSENGER (MINIBUSES ETC)	MGV - FREIGHT (2 AXLES & 6 TYRES)	MGV - PASSENGER (2 AXLES & 6 TYRES)	HGV FREIGHT (3 OR MORE AXLES)	BUSES (PUBLIC SERVICE - 9 SEATS OR MORE)	COACHES (PRIVATE 9 SEATS OR MORE)	MOTORCYCLES	PEDAL CYCLES	TOT	
03:00-04:00	0	0	0	0	1	0	0	0	0	0	0	1	0	0	0	0	1	0	0	0	0	0	1	2		
08:00-09:00	0	0	2	0	3	0	0	0	0	0	11	0	0	4	0	2	0	0	0	0	0	0	2	8		
12:00-13:00	0	0	1	0	0	0	0	0	0	0	3	0	0	0	0	0	0	0	0	0	0	1	9	10		
17:00-18:00	3	0	0	0	1	0	0	0	0	0	10	3	0	0	0	1	0	0	0	0	0	0	17	21		
21:00-22:00	0	0	0	0	2	0	0	0	0	0	2	0	0	0	0	2	0	0	0	0	0	0	10	12		
TOTAL	3	0	3	0	7	0	0	0	0	0	26	39	3	0	4	0	6	0	0	0	0	1	39	53		

Appendix E – Vehicle 85th Percentile Speeds

Phase 1

Time	Section 1		Section 3		Section 4		Section 6		Section 7	
	Northbound	Southbound	Northbound	Southbound	Northbound	Southbound	Northbound	Southbound	Northbound	Southbound
00:00-01:00	27.9	28.8	30.1	28.3	25.8	25.2				16.6
01:00-02:00	28.9		26.6		26.2					
02:00-03:00	30.8									
03:00-04:00	28.1									
04:00-05:00										
05:00-06:00		29.6		31.8	29.6	25.5				18.8
06:00-07:00	29.6	30.6	30.7	28.6	29.2	26.6				19.8
07:00-08:00	30.4	29.8	30.7	27.8	29	24.6				18.4
08:00-09:00	29.4	26.5	26.2	24.8	25.3	23.6				19
09:00-10:00	26.8	25.6	25.1	23.4	24.8	20.4				17.7
10:00-11:00	26.9	25	25.1	21.6	23.1	19.6				19
11:00-12:00	26	25.5	24.4	20.8	21.4	17.4				19.9
12:00-13:00	25.7	26	24.3	22.8	21.6	18.9				19.6
13:00-14:00	25.1	25.7	23.9	21.4	20.6	13.9				19.2
14:00-15:00	25.4	26.2	23.4	23.2	20.8	18.1				17.7
15:00-16:00	25.3	26.4	23.1	20.9	21	18.6				16.7
16:00-17:00	24.3	26.7	24.7	22.4	20.4	17.9				19
17:00-18:00	23.5	26.3	24.6	22.1	22.7	18.5				17.2
18:00-19:00	24	26.2	26	24.1	23.4	20.5				16.6
19:00-20:00	25.9	26	25.5	23.7	23.1	18.2				18.9
20:00-21:00	25.9	26.8	27	25.3	24.2	19.2				18.5
21:00-22:00	27.7	27.3	29	26.6	26	21.5				18.3
22:00-23:00	27.9	27.8	27	26.9	24.8	20.8				18.9
23:00-24:00	25.6	29.4	29.9	29.3	26.1	22.4				18.7
Total:	25.9	26.5	25.6	24.2	23.8	20				18.7

Phase 2

Time	Section 1		Section 3		Section 4		Section 6		Section 7	
	Northbound	Southbound	Northbound	Southbound	Northbound	Southbound	Northbound	Southbound	Northbound	Southbound
00:00-01:00	29.1	27.6	28.9	28	25	24.1	13.5	24.1		
01:00-02:00	29.9		27.8		23.1		13.5			
02:00-03:00	30.3									
03:00-04:00	30.1									
04:00-05:00	29.5			29.3						
05:00-06:00	29.2	30.2	31.1	29.4	28.4	28.2	18.4	28.2		17.6
06:00-07:00	29.8	29.8	32.5	30.5	29.8	25.8	14.2	25.8		18.8
07:00-08:00	28.8	28.8	30.5	28.6	28.1	24.6	14	24.6		20.1
08:00-09:00	25.4	25	27.2	25.3	24.9	21.8	13.7	21.8		18.1
09:00-10:00	25.2	25.6	25.9	23.4	24.5	21.5	14.1	21.5		17.8
10:00-11:00	25.1	27.5	25.8	22.5	24.2	20.2	14.1	20.2		18.9
11:00-12:00	24.9	27.7	25.4	22.1	21.5	19.2	13.5	19.2		17.5
12:00-13:00	23.8	25.3	24.6	22.6	20.9	14.8	13.4	14.8		16.6
13:00-14:00	25.2	25.9	25	21.5	21.5	16.9	14.3	16.9		14.7
14:00-15:00	24.8	25.5	25.3	23.5	22.7	16.8	13.5	16.8		15.8
15:00-16:00	25.3	25.5	23.9	21.1	20.5	13.9	13.6	13.9		15.4
16:00-17:00	24.1	25.5	23.6	22.2	19.9	14.2	13.4	14.2		17.5
17:00-18:00	24.4	25.3	24.3	23.3	20.3	16.7	12.6	16.7		15.3
18:00-19:00	25.1	24.6	25.4	22.5	21.9	15.6	13.4	15.6		17.5
19:00-20:00	25.4	25.9	27.4	25.8	24.4	20.7	14	20.7		16.3
20:00-21:00	26	28	28.1	28	25.4	22.3	14	22.3		17.5
21:00-22:00	25.9	28	28.4	28.7	25	21.9	14	21.9		21.8
22:00-23:00	27.4	28.8	27.9	27.9	24.8	20.9	14.4	20.9		16
23:00-24:00	27	29.6	29.9	28.8	26.8	25.1	14.3	25.1		19.1
Total:	25.5	26.3	25.9	24.7	23.8	20.3	13.8	20.3		17.7

Phase 3

Time	Section 1		Section 3		Section 4		Section 6		Section 7	
	Northbound	Southbound	Northbound	Southbound	Northbound	Southbound	Northbound	Southbound	Northbound	Southbound
00:00-01:00	34.8	27.4	29.5	27.8	29.8	33.7	14	22.3		
01:00-02:00		26	30.6	29.1						
02:00-03:00										
03:00-04:00										
04:00-05:00	27.7			27.4	26	29.3				
05:00-06:00	31.2	30.2	34.9	30.5	30.6	33.6	15.9	23.7		13
06:00-07:00	30	29.6	33.8	29.6	30.4	33.1	15	22.7		14.9
07:00-08:00	27.9	27.6	29.2	27.9	26	28.2	14.6	20.8		14.1
08:00-09:00	25.3	25.6	27.7	24.9	25	27.8	14	19.5		15.9
09:00-10:00	24.1	23.5	24.6	21.5	23.8	25.7	14.6	20.1		15.6
10:00-11:00	24.5	24.2	25.4	22.7	23.8	25.3	14.2	19.8		15.4
11:00-12:00	24.2	22	24.7	23.1	23.2	24.7	14.3	20.1		15.4
12:00-13:00	24.2	23.1	24.9	24.3	21.6	23.8	13.8	20.2		15.3
13:00-14:00	24.1	23	24.2	20.9	22.5	24.7	13.8	19.5		14.3
14:00-15:00	24.7	23.8	24.1	22.5	24	25.4	13.9	19.3		12.8
15:00-16:00	24.3	24.6	24.8	23.6	22.1	25	14.1	19.1		14.7
16:00-17:00	24	21.9	24.2	22.5	24.1	25.9	13.8	17.1		15.8
17:00-18:00	24.8	23.5	23.9	22.9	23.5	24.7	13.6	15.9		12.7
18:00-19:00	25.2	25.1	25.5	23.9	24.5	25.4	14.3	19.3		15.7
19:00-20:00	25.1	25.6	26.7	24.9	25.4	26.6	14.3	19		16.7
20:00-21:00	25.6	26	26.9	25.3	26.4	29.5	15.3	19.6		16.2
21:00-22:00	25.8	25.6	27.8	25.8	25.9	29.2	15.1	20.5		13.8
22:00-23:00	26.4	26.6	29.2	28.4	27.4	27.9	14.7	20.4		15.7
23:00-24:00	27.7	28.3	29.8	29	28.2	29.5	15.8	20.9		17.1
Total:	25.2	24.9	25.7	24.5	24.8	26.2	14.4	19.8		15.3

Phase 4

Time	Section 1		Section 3		Section 4		Section 6		Section 7	
	Northbound	Southbound	Northbound	Southbound	Northbound	Southbound	Northbound	Southbound	Northbound	Southbound
00:00-01:00	29.5	25.7	29	28.9	27.1	25.5	18.9	20.7		14.2
01:00-02:00	29	26	28.2	27.5	27.9		18.6			
02:00-03:00	30.3		29.3							
03:00-04:00					31		18.5			
04:00-05:00	41		30							
05:00-06:00		27.8		30.6	28.8	30.1	15	24.8		
06:00-07:00	30.3	27.5	29.4	29.1	29.2	28	16.1	23.6		14.3
07:00-08:00	29.4	24.9	29.6	28.4	25.4	22.4	15	20.8		14.9
08:00-09:00	24.6	23.8	25.5	27.5	24.4	21.4	15.2	20		14.4
09:00-10:00	24.9	22.3	24.8	25.2	24.2	20.8	14.8	20.3		14.9
10:00-11:00	23.1	23.7	24.2	24.7	19.9	19.8	15.2	20.5		14
11:00-12:00	21.3	24.5	22.2	24.9	20.7	15.8	15.3	19.8		14.1
12:00-13:00	22.3	24.5	23.9	24.6	20.6	15.4	14.9	19.2		14.5
13:00-14:00	20.5	23.7	21.5	24.1	21.6	15.9	14.9	20.5		14.1
14:00-15:00	22.6	24	23.3	24.5	21.2	18	15.1	20.3		12.1
15:00-16:00	24.3	24.1	23.7	25.1	21.9	15.7	15.4	19.5		12.5
16:00-17:00	23.7	23.5	23	24.6	19.4	15.2	14.9	19.3		10.7
17:00-18:00	21.3	23.4	21.5	24.4	20	14.7	15.2	18.8		14
18:00-19:00	23.7	24.2	21.4	23.2	20.8	15.9	15.1	19.2		14.4
19:00-20:00	21.7	24.2	21.7	24.9	24.5	20.3	15.7	20.3		14
20:00-21:00	25.2	25.2	24.9	26.2	24.4	23.7	15.2	21		14.8
21:00-22:00	25.9	26.7	24.7	25.7	25	25.8	15.9	21.1		15.4
22:00-23:00	25.6	26	25.2	27.1	25.6	25.1	16	21.7		14.3
23:00-24:00	25.6	27	25.9	27.7	26.2	24.5	16.9	22.2		15.1
Total:	24.3	24.5	24.1	25.3	23.5	20.6	15.3	20.4		14.0

Appendix F – Vehicles Stopping Abruptly

Section 1			
TIME	Number Of Motorised Vehicles Stopping Abruptly	Number Of Pedestrians Stopping Abruptly	Number Of Bicycles Stopping Abruptly
03:00-04:00	0	0	0
08:00-09:00	0	0	0
12:00-13:00	0	0	0
17:00-18:00	0	0	0
21:00-22:00	0	0	0
Whole Day	1	0	0

Section 6			
TIME	Number Of Motorised Vehicles Stopping Abruptly	Number Of Pedestrians Stopping Abruptly	Number Of Bicycles Stopping Abruptly
03:00-04:00	0	0	0
08:00-09:00	0	0	0
12:00-13:00	1	0	0
17:00-18:00	0	0	0
21:00-22:00	0	0	0
Whole Day	1	2	0

Section 3			
TIME	Number Of Motorised Vehicles Stopping Abruptly	Number Of Pedestrians Stopping Abruptly	Number Of Bicycles Stopping Abruptly
03:00-04:00	0	0	0
08:00-09:00	0	0	0
12:00-13:00	0	0	0
17:00-18:00	0	0	0
21:00-22:00	0	0	0
Whole Day	2	4	0

Section 7			
TIME	Number Of Motorised Vehicles Stopping Abruptly	Number Of Pedestrians Stopping Abruptly	Number Of Bicycles Stopping Abruptly
03:00-04:00	0	0	0
08:00-09:00	0	0	0
12:00-13:00	0	0	0
17:00-18:00	0	0	0
21:00-22:00	0	0	0
Whole Day	0	0	0

Section 4			
TIME	Number Of Motorised Vehicles Stopping Abruptly	Number Of Pedestrians Stopping Abruptly	Number Of Bicycles Stopping Abruptly
03:00-04:00	0	0	0
08:00-09:00	0	0	0
12:00-13:00	0	0	0
17:00-18:00	0	0	0
21:00-22:00	0	0	0
Whole Day	0	0	0

Section 8			
TIME	Number Of Motorised Vehicles Stopping Abruptly	Number Of Pedestrians Stopping Abruptly	Number Of Bicycles Stopping Abruptly
03:00-04:00	0	0	0
08:00-09:00	0	0	0
12:00-13:00	0	0	0
17:00-18:00	0	0	0
21:00-22:00	0	0	0
Whole Day	0	0	0

Phase 2

Section 1			
TIME	Number Of Motorised Vehicles Stopping Abruptly	Number Of Pedestrians Stopping Abruptly	Number Of Bicycles Stopping Abruptly
03:00-04:00	0	0	0
08:00-09:00	0	0	0
12:00-13:00	0	0	0
17:00-18:00	0	0	0
21:00-22:00	0	0	0

Section 6			
TIME	Number Of Motorised Vehicles Stopping Abruptly	Number Of Pedestrians Stopping Abruptly	Number Of Bicycles Stopping Abruptly
03:00-04:00	0	0	0
08:00-09:00	0	0	0
12:00-13:00	0	0	0
17:00-18:00	0	0	0
21:00-22:00	0	0	0

Section 3			
TIME	Number Of Motorised Vehicles Stopping Abruptly	Number Of Pedestrians Stopping Abruptly	Number Of Bicycles Stopping Abruptly
03:00-04:00	0	0	0
08:00-09:00	0	0	0
12:00-13:00	0	0	0
17:00-18:00	0	0	0
21:00-22:00	0	0	0

Section 7			
TIME	Number Of Motorised Vehicles Stopping Abruptly	Number Of Pedestrians Stopping Abruptly	Number Of Bicycles Stopping Abruptly
03:00-04:00	0	0	0
08:00-09:00	0	0	0
12:00-13:00	0	0	0
17:00-18:00	2	0	0
21:00-22:00	0	0	0

Section 4			
TIME	Number Of Motorised Vehicles Stopping Abruptly	Number Of Pedestrians Stopping Abruptly	Number Of Bicycles Stopping Abruptly
03:00-04:00	0	0	0
08:00-09:00	0	0	0
12:00-13:00	0	0	0
17:00-18:00	0	0	0
21:00-22:00	0	0	0

Section 8			
TIME	Number Of Motorised Vehicles Stopping Abruptly	Number Of Pedestrians Stopping Abruptly	Number Of Bicycles Stopping Abruptly
03:00-04:00	0	0	0
08:00-09:00	0	0	0
12:00-13:00	0	0	0
17:00-18:00	0	0	0
21:00-22:00	0	0	0

Phase 3

Section 1			
TIME	Number Of Motorised Vehicles Stopping Abruptly	Number Of Pedestrians Stopping Abruptly	Number Of Bicycles Stopping Abruptly
03:00-04:00	0	0	0
08:00-09:00	0	0	0
12:00-13:00	0	0	0
17:00-18:00	0	0	0
21:00-22:00	0	0	0

Section 6			
TIME	Number Of Motorised Vehicles Stopping Abruptly	Number Of Pedestrians Stopping Abruptly	Number Of Bicycles Stopping Abruptly
03:00-04:00	0	0	0
08:00-09:00	0	0	0
12:00-13:00	0	0	0
17:00-18:00	0	0	0
21:00-22:00	0	0	0

Section 3			
TIME	Number Of Motorised Vehicles Stopping Abruptly	Number Of Pedestrians Stopping Abruptly	Number Of Bicycles Stopping Abruptly
03:00-04:00	0	0	0
08:00-09:00	0	0	0
12:00-13:00	0	0	0
17:00-18:00	0	0	0
21:00-22:00	0	0	0

Section 7			
TIME	Number Of Motorised Vehicles Stopping Abruptly	Number Of Pedestrians Stopping Abruptly	Number Of Bicycles Stopping Abruptly
03:00-04:00	0	0	0
08:00-09:00	0	0	0
12:00-13:00	0	0	0
17:00-18:00	2	0	0
21:00-22:00	0	0	0

Section 4			
TIME	Number Of Motorised Vehicles Stopping Abruptly	Number Of Pedestrians Stopping Abruptly	Number Of Bicycles Stopping Abruptly
03:00-04:00	0	0	0
08:00-09:00	0	0	0
12:00-13:00	0	0	0
17:00-18:00	0	0	0
21:00-22:00	0	0	0

Section 8			
TIME	Number Of Motorised Vehicles Stopping Abruptly	Number Of Pedestrians Stopping Abruptly	Number Of Bicycles Stopping Abruptly
03:00-04:00	0	0	0
08:00-09:00	0	0	0
12:00-13:00	0	0	0
17:00-18:00	0	0	0
21:00-22:00	0	0	0

Phase 4

Section 1			
TIME	Number Of Motorised Vehicles Stopping Abruptly	Number Of Pedestrians Stopping Abruptly	Number Of Bicycles Stopping Abruptly
03:00-04:00	0	0	0
08:00-09:00	0	0	0
12:00-13:00	0	0	0
17:00-18:00	0	0	0
21:00-22:00	0	0	0

Section 6			
TIME	Number Of Motorised Vehicles Stopping Abruptly	Number Of Pedestrians Stopping Abruptly	Number Of Bicycles Stopping Abruptly
03:00-04:00	0	0	0
08:00-09:00	0	0	0
12:00-13:00	0	0	0
17:00-18:00	0	0	0
21:00-22:00	0	0	0

Section 3			
TIME	Number Of Motorised Vehicles Stopping Abruptly	Number Of Pedestrians Stopping Abruptly	Number Of Bicycles Stopping Abruptly
03:00-04:00	0	0	0
08:00-09:00	0	0	0
12:00-13:00	0	0	0
17:00-18:00	0	0	0
21:00-22:00	0	0	0

Section 7			
TIME	Number Of Motorised Vehicles Stopping Abruptly	Number Of Pedestrians Stopping Abruptly	Number Of Bicycles Stopping Abruptly
03:00-04:00	0	0	0
08:00-09:00	0	0	0
12:00-13:00	0	0	0
17:00-18:00	0	0	0
21:00-22:00	0	0	0

Section 4			
TIME	Number Of Motorised Vehicles Stopping Abruptly	Number Of Pedestrians Stopping Abruptly	Number Of Bicycles Stopping Abruptly
03:00-04:00	0	0	0
08:00-09:00	0	0	0
12:00-13:00	0	0	0
17:00-18:00	1	0	0
21:00-22:00	0	0	0

Section 8			
TIME	Number Of Motorised Vehicles Stopping Abruptly	Number Of Pedestrians Stopping Abruptly	Number Of Bicycles Stopping Abruptly
03:00-04:00	0	0	0
08:00-09:00	0	0	0
12:00-13:00	0	0	0
17:00-18:00	0	0	0
21:00-22:00	0	0	0

Appendix G - Accidents

No accidents were recorded in any of the four phases.

Appendix H – Parking Occupancy

Phase 1

Section 1	Number of Vehicles Parking without Loading or Unloading, and Stationary for Longer than Five Minutes in:	
Time	Designated Diplomatic Bays	Designated Residential Bays
03:00-04:00	3	7
08:00-09:00	3	6
12:00-13:00	3	8
17:00-18:00	1	9
21:00-22:00	0	8
Total	10	38

Section 3	Number of Vehicles Parking without Loading or Unloading, and Stationary for Longer than Five Minutes in:
Time	Designated Residential Bays
03:00-04:00	7
08:00-09:00	8
12:00-13:00	9
17:00-18:00	9
21:00-22:00	6
Total	39

Section 4	Number of Vehicles Parking without Loading or Unloading, and Stationary for Longer than Five Minutes in:	
Time	Designated Disabled Bays	Designated Residential Bays
03:00-04:00	0	12
08:00-09:00	0	12
12:00-13:00	0	15
17:00-18:00	0	18
21:00-22:00	0	11
Total	0	68

Section 6	Number of Vehicles Parking without Loading or Unloading, and Stationary for Longer than Five Minutes in:
Time	Designated Diplomatic Bays
03:00-04:00	0
08:00-09:00	0
12:00-13:00	1
17:00-18:00	1
21:00-22:00	0
Total	2

Phase 2

Section 1	Number of Vehicles Parking without Loading or Unloading, and Stationary for Longer than Five Minutes in:	
Time	Designated Diplomatic Bays	Designated Residential Bays
03:00-04:00	1	4
08:00-09:00	1	5
12:00-13:00	2	9
17:00-18:00	2	5
21:00-22:00	2	5
Total	8	28

Section 3	Number of Vehicles Parking without Loading or Unloading, and Stationary for Longer than Five Minutes in:
Time	Designated Residential Bays
03:00-04:00	11
08:00-09:00	8
12:00-13:00	7
17:00-18:00	10
21:00-22:00	11
Total	47

Section 4	Number of Vehicles Parking without Loading or Unloading, and Stationary for Longer than Five Minutes in:	
Time	Designated Disabled Bays	Designated Residential Bays
03:00-04:00	0	12
08:00-09:00	0	14
12:00-13:00	0	17
17:00-18:00	0	18
21:00-22:00	0	11
Total	0	72

Section 6	Number of Vehicles Parking without Loading or Unloading, and Stationary for Longer than Five Minutes in:
Time	Designated Diplomatic Bays
03:00-04:00	0
08:00-09:00	0
12:00-13:00	2
17:00-18:00	2
21:00-22:00	2
Total	6

Phase 3

	Number of Vehicles Parking without Loading or Unloading, and Stationary for Longer than Five Minutes in:	
Section 1	Designated Diplomatic Bays	Designated Residential Bays
Time		
03:00-04:00	2	10
08:00-09:00	2	10
12:00-13:00	2	13
17:00-18:00	2	9
21:00-22:00	2	9
Total	10	51

	Number of Vehicles Parking without Loading or Unloading, and Stationary for Longer than Five Minutes in:
Section 3	Designated Residential Bays
Time	
03:00-04:00	10
08:00-09:00	8
12:00-13:00	13
17:00-18:00	12
21:00-22:00	10
Total	53

	Number of Vehicles Parking without Loading or Unloading, and Stationary for Longer than Five Minutes in:	
Section 4	Designated Disabled Bays	Designated Residential Bays
Time		
03:00-04:00	0	9
08:00-09:00	0	11
12:00-13:00	2	17
17:00-18:00	0	17
21:00-22:00	0	11
Total	2	65

	Number of Vehicles Parking without Loading or Unloading, and Stationary for Longer than Five Minutes in:
Section 6	Designated Diplomatic Bays
Time	
03:00-04:00	0
08:00-09:00	0
12:00-13:00	0
17:00-18:00	1
21:00-22:00	1
Total	2

Phase 4

	Number of Vehicles Parking without Loading or Unloading, and Stationary for Longer than Five Minutes in:	
Section 1	Designated Diplomatic Bays	Designated Residential Bays
Time		
03:00-04:00	8	0
08:00-09:00	12	0
12:00-13:00	15	0
17:00-18:00	10	0
21:00-22:00	8	0
Total	53	0

	Number of Vehicles Parking without Loading or Unloading, and Stationary for Longer than Five Minutes in:
Section 3	Designated Residential Bays
Time	
03:00-04:00	7
08:00-09:00	8
12:00-13:00	11
17:00-18:00	10
21:00-22:00	3
Total	39

	Number of Vehicles Parking without Loading or Unloading, and Stationary for Longer than Five Minutes in:	
Section 4	Designated Disabled Bays	Designated Residential Bays
Time		
03:00-04:00	10	0
08:00-09:00	11	3
12:00-13:00	21	0
17:00-18:00	17	0
21:00-22:00	6	1
Total	65	4

	Number of Vehicles Parking without Loading or Unloading, and Stationary for Longer than Five Minutes in:
Section 6	Designated Diplomatic Bays
Time	
03:00-04:00	0
08:00-09:00	0
12:00-13:00	0
17:00-18:00	0
21:00-22:00	0
Total	0

Appendix I – Illegal Vehicle Movements

Phase 1

TIME	Section 1							TOT
	East Side Of Road: Vehicles Driving In Any Direction Safe Pedestrian Zone	West Side Of Road: Vehicles Driving In Any Direction In Safe Pedestrian Zone	Number Of Vehicles Driving The Wrong Way Southbound Down Exhibition Road	Number Of Vehicles Driving The Wrong Way Northbound Down Exhibition Road	Safe Zone	Wrong way		
03:00-04:00	1	0	0	0	1	0	1	
08:00-09:00	2	8	0	0	10	0	10	
12:00-13:00	12	5	0	1	17	1	18	
17:00-18:00	2	6	1	0	8	1	9	
21:00-22:00	0	3	1	0	3	1	4	
TOTAL	17	22	2	1	39	3	42	

Phase 2

TIME	Section 1							TOT
	East Side Of Road: Vehicles Driving In Any Direction Safe Pedestrian Zone	West Side Of Road: Vehicles Driving In Any Direction In Safe Pedestrian Zone	Number Of Vehicles Driving The Wrong Way Southbound Down Exhibition Road	Number Of Vehicles Driving The Wrong Way Northbound Down Exhibition Road	Safe Zone	Wrong way		
03:00-04:00	0	0	0	1	0	1	1	
08:00-09:00	6	20	2	1	26	3	29	
12:00-13:00	0	4	0	0	4	0	4	
17:00-18:00	1	3	0	1	4	1	5	
21:00-22:00	2	2	0	2	4	2	6	
TOTAL	9	29	2	5	38	7	45	

Phase 3

TIME	Section 1							TOT
	East Side Of Road: Vehicles Driving In Any Direction Safe Pedestrian Zone	West Side Of Road: Vehicles Driving In Any Direction In Safe Pedestrian Zone	Number Of Vehicles Driving The Wrong Way Southbound Down Exhibition Road	Number Of Vehicles Driving The Wrong Way Northbound Down Exhibition Road	Safe Zone	Wrong way		
03:00-04:00	0	1	0	0	1	0	1	
08:00-09:00	10	5	1	1	15	2	17	
12:00-13:00	18	9	0	1	27	1	28	
17:00-18:00	4	6	0	1	10	1	11	
21:00-22:00	5	7	0	0	12	0	12	
TOTAL	37	28	1	3	65	4	69	

Phase 4

TIME	Section 1							TOT
	East Side Of Road: Vehicles Driving In Any Direction Safe Pedestrian Zone	West Side Of Road: Vehicles Driving In Any Direction In Safe Pedestrian Zone	Number Of Vehicles Driving The Wrong Way Southbound Down Exhibition Road	Number Of Vehicles Driving The Wrong Way Northbound Down Exhibition Road	Safe Zone	Wrong way		
03:00-04:00	0	0	0	0	0	0	0	
08:00-09:00	10	5	0	0	15	0	15	
12:00-13:00	3	3	0	2	6	2	8	
17:00-18:00	0	10	0	1	10	1	11	
21:00-22:00	3	5	0	0	8	0	8	
TOTAL	16	23	0	3	39	3	42	

Phase 1

TIME	Section 3							TOT
	East Side Of Road: Vehicles Driving In Any Direction Safe Pedestrian Zone	West Side Of Road: Vehicles Driving In Any Direction In Safe Pedestrian Zone	Number Of Vehicles Driving The Wrong Way Southbound Down Exhibition Road	Number Of Vehicles Driving The Wrong Way Northbound Down Exhibition Road	Safe Zone	Wrong way		
03:00-04:00	3	0	0	0	3	0	3	
08:00-09:00	6	0	2	2	6	4	10	
12:00-13:00	7	2	0	4	9	4	13	
17:00-18:00	14	3	0	4	17	4	21	
21:00-22:00	4	0	0	3	4	3	7	
TOTAL	34	5	2	13	39	15	54	

Phase 2

TIME	Section 3							TOT
	East Side Of Road: Vehicles Driving In Any Direction Safe Pedestrian Zone	West Side Of Road: Vehicles Driving In Any Direction In Safe Pedestrian Zone	Number Of Vehicles Driving The Wrong Way Southbound Down Exhibition Road	Number Of Vehicles Driving The Wrong Way Northbound Down Exhibition Road	Safe Zone	Wrong way		
03:00-04:00	2	0	0	1	2	1	3	
08:00-09:00	24	1	7	6	25	13	38	
12:00-13:00	15	6	8	0	21	8	29	
17:00-18:00	16	2	5	6	18	11	29	
21:00-22:00	12	1	3	9	13	12	25	
TOTAL	69	10	23	22	79	45	124	

Phase 3

TIME	Section 3							TOT
	East Side Of Road: Vehicles Driving In Any Direction Safe Pedestrian Zone	West Side Of Road: Vehicles Driving In Any Direction In Safe Pedestrian Zone	Number Of Vehicles Driving The Wrong Way Southbound Down Exhibition Road	Number Of Vehicles Driving The Wrong Way Northbound Down Exhibition Road	Safe Zone	Wrong way		
03:00-04:00	1	0	0	4	1	4	5	
08:00-09:00	11	4	4	10	15	14	29	
12:00-13:00	7	14	3	17	21	20	41	
17:00-18:00	12	4	4	4	16	8	24	
21:00-22:00	7	4	5	5	11	10	21	
TOTAL	38	26	16	40	64	56	120	

Phase 4

TIME	Section 3							TOT
	East Side Of Road: Vehicles Driving In Any Direction Safe Pedestrian Zone	West Side Of Road: Vehicles Driving In Any Direction In Safe Pedestrian Zone	Number Of Vehicles Driving The Wrong Way Southbound Down Exhibition Road	Number Of Vehicles Driving The Wrong Way Northbound Down Exhibition Road	Safe Zone	Wrong way		
03:00-04:00	1	0	0	0	1	0	1	
08:00-09:00	22	5	23	13	27	36	63	
12:00-13:00	12	3	17	3	15	20	35	
17:00-18:00	12	3	19	7	15	26	41	
21:00-22:00	5	1	5	4	6	9	15	
TOTAL	52	12	64	27	64	91	155	

Phase 1

TIME	Section 4							TOT
	East Side Of Road: Vehicles Driving In Any Direction Safe Pedestrian Zone	West Side Of Road: Vehicles Driving In Any Direction In Safe Pedestrian Zone	Number Of Vehicles Driving The Wrong Way Southbound Down Exhibition Road	Number Of Vehicles Driving The Wrong Way Northbound Down Exhibition Road	Safe Zone	Wrong way		
03:00-04:00	0	0	0	0	0	0	0	0
08:00-09:00	7	6	4	12	13	16	29	
12:00-13:00	6	0	12	1	6	13	19	
17:00-18:00	7	0	2	4	7	6	13	
21:00-22:00	2	3	3	2	5	5	10	
TOTAL	22	9	21	19	31	40	71	

Phase 2

TIME	Section 4							TOT
	East Side Of Road: Vehicles Driving In Any Direction Safe Pedestrian Zone	West Side Of Road: Vehicles Driving In Any Direction In Safe Pedestrian Zone	Number Of Vehicles Driving The Wrong Way Southbound Down Exhibition Road	Number Of Vehicles Driving The Wrong Way Northbound Down Exhibition Road	Safe Zone	Wrong way		
03:00-04:00	0	0	0	0	0	0	0	
08:00-09:00	5	5	4	6	10	10	20	
12:00-13:00	5	3	19	3	8	22	30	
17:00-18:00	17	3	13	10	20	23	43	
21:00-22:00	4	6	7	3	10	10	20	
TOTAL	31	17	43	22	48	65	113	

Phase 3

TIME	Section 4							TOT
	East Side Of Road: Vehicles Driving In Any Direction Safe Pedestrian Zone	West Side Of Road: Vehicles Driving In Any Direction In Safe Pedestrian Zone	Number Of Vehicles Driving The Wrong Way Southbound Down Exhibition Road	Number Of Vehicles Driving The Wrong Way Northbound Down Exhibition Road	Safe Zone	Wrong way		
03:00-04:00	0	0	0	0	0	0	0	
08:00-09:00	11	4	3	16	15	19	34	
12:00-13:00	20	2	0	15	22	15	37	
17:00-18:00	15	7	6	17	22	23	45	
21:00-22:00	4	11	4	3	15	7	22	
TOTAL	50	24	13	51	74	64	138	

Phase 4

TIME	Section 4							TOT
	East Side Of Road: Vehicles Driving In Any Direction Safe Pedestrian Zone	West Side Of Road: Vehicles Driving In Any Direction In Safe Pedestrian Zone	Number Of Vehicles Driving The Wrong Way Southbound Down Exhibition Road	Number Of Vehicles Driving The Wrong Way Northbound Down Exhibition Road	Safe Zone	Wrong way		
03:00-04:00	0	0	0	1	0	1	1	
08:00-09:00	9	5	29	16	14	22	36	
12:00-13:00	17	3	101	0	20	20	40	
17:00-18:00	31	5	163	0	36	12	48	
21:00-22:00	0	3	6	0	3	5	8	
TOTAL	57	16	299	17	73	60	133	

Phase 1

TIME	Section 6							TOT
	East Side Of Road: Vehicles Driving In Any Direction Safe Pedestrian Zone	West Side Of Road: Vehicles Driving In Any Direction In Safe Pedestrian Zone	Number Of Vehicles Driving The Wrong Way Southbound Down Exhibition Road	Number Of Vehicles Driving The Wrong Way Northbound Down Exhibition Road	Safe Zone	Wrong way		
03:00-04:00	0	0	0	0	0	0	0	0
08:00-09:00	2	0	1	7	2	8	10	
12:00-13:00	1	3	2	1	4	3	7	
17:00-18:00	3	5	0	2	8	2	10	
21:00-22:00	0	4	1	3	4	4	8	
TOTAL	6	12	4	13	18	17	35	

Phase 2

TIME	Section 6							TOT
	East Side Of Road: Vehicles Driving In Any Direction Safe Pedestrian Zone	West Side Of Road: Vehicles Driving In Any Direction In Safe Pedestrian Zone	Number Of Vehicles Driving The Wrong Way Southbound Down Exhibition Road	Number Of Vehicles Driving The Wrong Way Northbound Down Exhibition Road	Safe Zone	Wrong way		
03:00-04:00	0	0	0	0	0	0	0	
08:00-09:00	4	2	2	7	6	9	15	
12:00-13:00	1	2	1	4	3	5	8	
17:00-18:00	3	0	0	1	3	1	4	
21:00-22:00	0	1	4	2	1	6	7	
TOTAL	8	5	7	14	13	21	34	

Phase 3

TIME	Section 6							TOT
	East Side Of Road: Vehicles Driving In Any Direction Safe Pedestrian Zone	West Side Of Road: Vehicles Driving In Any Direction In Safe Pedestrian Zone	Number Of Vehicles Driving The Wrong Way Southbound Down Exhibition Road	Number Of Vehicles Driving The Wrong Way Northbound Down Exhibition Road	Safe Zone	Wrong way		
03:00-04:00	0	0	0	0	0	0	0	0
08:00-09:00	0	2	2	13	2	15	17	
12:00-13:00	1	0	1	4	1	5	6	
17:00-18:00	2	1	2	0	3	2	5	
21:00-22:00	0	4	3	2	4	5	9	
TOTAL	3	7	8	19	10	27	37	

Phase 4

TIME	Section 6							TOT
	East Side Of Road: Vehicles Driving In Any Direction Safe Pedestrian Zone	West Side Of Road: Vehicles Driving In Any Direction In Safe Pedestrian Zone	Number Of Vehicles Driving The Wrong Way Southbound Down Exhibition Road	Number Of Vehicles Driving The Wrong Way Northbound Down Exhibition Road	Safe Zone	Wrong way		
03:00-04:00	0	0	0	0	0	0	0	
08:00-09:00	0	2	0	30	2	30	32	
12:00-13:00	0	3	0	8	3	8	11	
17:00-18:00	3	3	8	5	6	13	19	
21:00-22:00	1	0	2	2	1	4	5	
TOTAL	4	8	10	45	12	55	67	

Phase 1

TIME	Section 7							TOT
	East Side Of Road: Vehicles Driving In Any Direction Safe Pedestrian Zone	West Side Of Road: Vehicles Driving In Any Direction In Safe Pedestrian Zone	Number Of Vehicles Driving The Wrong Way Southbound Down Exhibition Road	Number Of Vehicles Driving The Wrong Way Northbound Down Exhibition Road	Safe Zone	Wrong way		
03:00-04:00	0	0	0	1	0	1	1	
08:00-09:00	2	1	0	4	3	4	7	
12:00-13:00	10	1	0	1	11	1	12	
17:00-18:00	10	2	0	1	12	1	13	
21:00-22:00	4	3	0	1	7	1	8	
TOTAL	26	7	0	8	33	8	41	

Phase 2

TIME	Section 7							TOT
	East Side Of Road: Vehicles Driving In Any Direction Safe Pedestrian Zone	West Side Of Road: Vehicles Driving In Any Direction In Safe Pedestrian Zone	Number Of Vehicles Driving The Wrong Way Southbound Down Exhibition Road	Number Of Vehicles Driving The Wrong Way Northbound Down Exhibition Road	Safe Zone	Wrong way		
03:00-04:00	0	0	0	0	0	0	0	
08:00-09:00	6	12	5	2	18	7	25	
12:00-13:00	2	10	4	6	12	10	22	
17:00-18:00	3	9	7	2	12	9	21	
21:00-22:00	10	1	2	7	11	9	20	
TOTAL	21	32	18	17	53	35	88	

Phase 3

TIME	Section 7							TOT
	East Side Of Road: Vehicles Driving In Any Direction Safe Pedestrian Zone	West Side Of Road: Vehicles Driving In Any Direction In Safe Pedestrian Zone	Number Of Vehicles Driving The Wrong Way Southbound Down Exhibition Road	Number Of Vehicles Driving The Wrong Way Northbound Down Exhibition Road	Safe Zone	Wrong way		
03:00-04:00	0	3	0	0	3	0	3	
08:00-09:00	4	7	3	17	11	20	31	
12:00-13:00	1	6	1	10	7	11	18	
17:00-18:00	5	3	4	17	8	21	29	
21:00-22:00	1	7	5	8	8	13	21	
TOTAL	11	26	13	52	37	65	102	

Phase 4

TIME	Section 7							TOT
	East Side Of Road: Vehicles Driving In Any Direction Safe Pedestrian Zone	West Side Of Road: Vehicles Driving In Any Direction In Safe Pedestrian Zone	Number Of Vehicles Driving The Wrong Way Southbound Down Exhibition Road	Number Of Vehicles Driving The Wrong Way Northbound Down Exhibition Road	Safe Zone	Wrong way		
03:00-04:00	2	1	6	1	3	7	10	
08:00-09:00	9	7	12	0	16	12	28	
12:00-13:00	10	0	6	1	10	7	17	
17:00-18:00	5	1	18	0	6	18	24	
21:00-22:00	9	2	7	0	11	7	18	
TOTAL	35	11	49	2	46	51	97	

Phase 1

TIME	Section 8							TOT
	East Side Of Road: Vehicles Driving In Any Direction Safe Pedestrian Zone	West Side Of Road: Vehicles Driving In Any Direction In Safe Pedestrian Zone	Number Of Vehicles Driving The Wrong Way Southbound Down Exhibition Road	Number Of Vehicles Driving The Wrong Way Northbound Down Exhibition Road	Safe Zone	Wrong way		
03:00-04:00	0	0	0	2	0	2	2	
08:00-09:00	6	0	1	0	6	1	7	
12:00-13:00	4	0	1	2	4	3	7	
17:00-18:00	5	0	2	1	5	3	8	
21:00-22:00	2	0	2	3	2	5	7	
TOTAL	17	0	6	8	17	14	31	

Phase 2

TIME	Section 8							TOT
	East Side Of Road: Vehicles Driving In Any Direction Safe Pedestrian Zone	West Side Of Road: Vehicles Driving In Any Direction In Safe Pedestrian Zone	Number Of Vehicles Driving The Wrong Way Southbound Down Exhibition Road	Number Of Vehicles Driving The Wrong Way Northbound Down Exhibition Road	Safe Zone	Wrong way		
03:00-04:00	0	0	0	0	0	0	0	
08:00-09:00	12	7	3	4	19	7	26	
12:00-13:00	4	4	1	0	8	1	9	
17:00-18:00	11	0	2	1	11	3	14	
21:00-22:00	8	10	1	1	18	2	20	
TOTAL	35	21	7	6	56	13	69	

Phase 3

TIME	Section 8							TOT
	East Side Of Road: Vehicles Driving In Any Direction Safe Pedestrian Zone	West Side Of Road: Vehicles Driving In Any Direction In Safe Pedestrian Zone	Number Of Vehicles Driving The Wrong Way Southbound Down Exhibition Road	Number Of Vehicles Driving The Wrong Way Northbound Down Exhibition Road	Safe Zone	Wrong way		
03:00-04:00	0	0	0	0	0	0	0	0
08:00-09:00	4	4	1	3	8	4	12	
12:00-13:00	2	2	0	1	4	1	5	
17:00-18:00	0	4	1	1	4	2	6	
21:00-22:00	0	2	1	0	2	1	3	
TOTAL	6	12	3	5	18	8	26	

Phase 4

TIME	Section 8							TOT
	East Side Of Road: Vehicles Driving In Any Direction Safe Pedestrian Zone	West Side Of Road: Vehicles Driving In Any Direction In Safe Pedestrian Zone	Number Of Vehicles Driving The Wrong Way Southbound Down Exhibition Road	Number Of Vehicles Driving The Wrong Way Northbound Down Exhibition Road	Safe Zone	Wrong way		
03:00-04:00	1	0	0	1	1	1	2	
08:00-09:00	4	1	8	3	5	11	16	
12:00-13:00	5	0	0	1	5	1	6	
17:00-18:00	17	7	3	3	24	6	30	
21:00-22:00	6	4	5	2	10	7	17	
TOTAL	33	12	16	10	45	26	71	

Appendix J – Bus Stop Behaviour

Day Light

Phase 1

BUS STOP	BUS ROUTE	ARRIVAL TIME	NUMBER BOARDING	NUMBER ALIGHTING
K	360	17:10	Did not stop	Did not stop
K	360	17:22	0	0
K	360	17:35	1	0
K	360	17:49	Did not stop	Did not stop
K	360	18:01	0	2

Incidents of Tripping: 0

Night Time

Phase 1

BUS STOP	BUS ROUTE	ARRIVAL TIME	NUMBER BOARDING	NUMBER ALIGHTING
K	360	22:03	2	1
K	360	22:23	Did not stop	Did not stop
K	360	22:45	Did not stop	Did not stop

Incidents of Tripping: 0

Day Light

Phase 1

BUS STOP	BUS ROUTE	ARRIVAL TIME	NUMBER BOARDING	NUMBER ALIGHTING
L	360	17:08	3	0
L	360	17:21	3	0
L	360	17:30	8	0
L	360	17:44	12	0
L	360	17:53	2	0

Incidents of Tripping: one able bodied adult at 17:01

Night Time

Phase 1

BUS STOP	BUS ROUTE	ARRIVAL TIME	NUMBER BOARDING	NUMBER ALIGHTING
L	360	22:20	0	0

Incidents of Tripping: 0

Phase 2

BUS STOP	BUS ROUTE	ARRIVAL TIME	NUMBER ALIGHTING	NUMBER BOARDING
K	360	12:00	0	2
K	360	12:14	0	1
K	360	12:25	0	2
K	360	12:38	Did not stop	Did not stop
K	360	12:48	0	3

Incidents of Tripping: 0

Phase 2

BUS STOP	BUS ROUTE	ARRIVAL TIME	NUMBER ALIGHTING	NUMBER BOARDING
K	360	17:02	0	0
K	360	17:14	Did not stop	Did not stop
K	360	17:24	0	1
K	360	17:37	Did not stop	Did not stop
K	360	17:57	Did not stop	Did not stop

Incidents of Tripping: 0

Phase 2

BUS STOP	BUS ROUTE	ARRIVAL TIME	NUMBER ALIGHTING	NUMBER BOARDING
L	360	12:06	0	1
L	360	12:17	0	0
L	360	12:31	3	0
L	360	12:44	2	0
L	360	12:55	2	0

Incidents of Tripping: 0

Phase 2

BUS STOP	BUS ROUTE	ARRIVAL TIME	NUMBER ALIGHTING	NUMBER BOARDING
L	360	16:56	Did not stop	Did not stop
L	360	17:07	2	0
L	360	17:18	Did not stop	Did not stop
L	360	17:31	0	0
L	360	17:42	4	0
L	360	17:53	3	0

Incidents of Tripping: 0

Phase 3

BUS STOP	BUS ROUTE	ARRIVAL TIME	NUMBER ALIGHTING	NUMBER BOARDING
K	360	17:02	0	2
K	360	17:13	0	0
K	360	17:27	2	0
K	360	17:39	0	1
K	360	17:56	0	6

Incidents of Tripping: 0

Phase 3

BUS STOP	BUS ROUTE	ARRIVAL TIME	NUMBER ALIGHTING	NUMBER BOARDING
K	360	21:04	0	0
K	360	21:25	0	0
K	360	21:44	0	1

Incidents of Tripping: 0

Phase 3

BUS STOP	BUS ROUTE	ARRIVAL TIME	NUMBER ALIGHTING	NUMBER BOARDING
L	360	17:08	1	0
L	360	17:19	12	0
L	360	17:30	4	0
L	360	17:43	1	0
L	360	17:57	7	0

Incidents of Tripping: 0

Phase 3

BUS STOP	BUS ROUTE	ARRIVAL TIME	NUMBER ALIGHTING	NUMBER BOARDING
L	360	21:18	0	0
L	360	21:38	0	0
L	360	21:58	1	0

Incidents of Tripping: 0

Phase 4

BUS STOP	BUS ROUTE	ARRIVAL TIME	NUMBER ALIGHTING	NUMBER BOARDING
K	360	12:02	1	5
K	360	12:16	0	0
K	360	12:30	0	3
K	360	12:39	0	5
K	360	12:42	0	3

Incidents of Tripping: 0

Phase 4

BUS STOP	BUS ROUTE	ARRIVAL TIME	NUMBER BOARDING	NUMBER ALIGHTING
K	360	17:09	0	1
K	360	17:13	0	0
K	360	17:25	0	0
K	360	17:36	2	1
K	360	17:49	2	1

Incidents of Tripping: 0

Phase 4

BUS STOP	BUS ROUTE	ARRIVAL TIME	NUMBER BOARDING	NUMBER ALIGHTING
L	360	12:04	4	0
L	360	12:17	3	0
L	360	12:31	0	0
L	360	12:44	2	0
L	360	12:56	0	0

Incidents of Tripping: 0

Phase 4

BUS STOP	BUS ROUTE	ARRIVAL TIME	NUMBER BOARDING	NUMBER ALIGHTING
L	360	17:16	4	0
L	360	17:29	3	0
L	360	17:39	6	0
L	360	17:52	3	0

Incidents of Tripping: 0

SYSTRA provides advice on transport, to central, regional and local government, agencies, developers, operators and financiers.

A diverse group of results-oriented people, we are part of a strong team of professionals worldwide. Through client business planning, customer research and strategy development we create solutions that work for real people in the real world.

For more information visit www.systra.com

Abu Dhabi

AS Business Centre, First Floor, Suites 201-213,
Al Ain Road, Umm al Nar, P.O. Box 129865,
Abu Dhabi, UAE
T: +971 2 558 3809 F: +971 2 558 9961

Birmingham

Second Floor, 37a Waterloo Street
Birmingham B2 5TJ United Kingdom
T: +44 (0)121 233 7680 F: +44 (0)121 233 7681

Dublin

1st Floor, 12/13 Exchange Place,
Custom House Docks, IFSC, Dublin 1 Ireland
T: +353 (0)1 542 6000 F: +353 (0)1 542 6001

Edinburgh

Prospect House, 5 Thistle Street, Edinburgh EH2 1DF
United Kingdom
T: +44 (0)131 220 6966

Glasgow

Seventh Floor, 78 St Vincent Street
Glasgow G2 5UB United Kingdom
T: +44 (0)141 225 4400

Lille

86 Boulevard Carnot, 59000 Lille, France
T: +33 (0)3 74 07 00 F: +33 (0)1 53 17 36 01

London

Seventh Floor, 15 Old Bailey
London EC4M 7EF United Kingdom
T: +44 (0)20 7529 6500 F: +44 (0)20 3427 6274

Lyon

11, rue de la République, 69001 Lyon, France
T: +33 (0)4 72 10 29 29 F: +33 (0)4 72 10 29 28

Manchester

25th Floor, City Tower, Piccadilly Plaza
Manchester M1 4BT United Kingdom
T: +44 (0)161 236 0282 F: +44 (0)161 236 0095

Marseille

76, rue de la République, 13002 Marseille, France
T: +33 (0)4 91 37 35 15 F: +33 (0)4 91 91 90 14

Newcastle

PO Box 438, Newcastle upon Tyne, NE3 9BT
United Kingdom
T: +44 (0)191 2136157

Paris

72 rue Henry Farman, 75015 Paris, France
T: +33 (0)1 53 17 36 00 F: +33 (0)1 53 17 36 01

Woking

Dukes Court, Duke Street
Woking, Surrey GU21 5BH United Kingdom
T: +44 (0)1483 728051 F: +44 (0)1483 755207

Hong Kong

14th Floor West, Warwick House, TaiKoo Place,
979 King's Road, Island East, Hong Kong
T: +852 2529 7037 F: +852 2527 8490

Shenzhen

Room 905, Excellence Mansion, No.98, No.1 Fuhua Road,
Futian Central Zone, Shenzhen, PRC, Post Code : 518048
T : +86 755 3336 1898 F : +86 755 3336 2060

Shenzhen - Beijing Branch Office

Room 1503, Block C, He Qiao Mansion, No. 8 Guanghua Road,
Chaoyang District, Beijing, PRC, Post Code : 100026
T : +86 10 8557 0116 F : +86 10 8557 0126

Beijing Joint Venture

Room 1507, Main Building, No. 60, Nan Li Shi Road,
Xi Cheng District, Beijing, PRC, Post Code : 100045
T : +86 10 8807 3718 F : +86 10 6804 3744

Mumbai

Antriksh, Unit no. 301, 3rd Floor, CTS Nos.
773, 773/1 to 7, Makwana Road, Marol, Andheri East ,
Mumbai 400069
T: +91 22 2647 3134

B 307, Great Eastern Summit Sector - 15, CBD Belapur Navi
Mumbai - 400 614
T: +91 22 2757 2745

New Delhi

5th Floor Guru Angad Bhawan, 71 Nehru Place, New Delhi
110019
T: +91 11 2641 3310

Noida

3/F, C-131, Sector 2, Noida-201301, U.P.
T: +91 120 432 6999

Singapore

25 Seah Street #04-01 Singapore 188381
T : +65 6227 3252 F : +65 6423 0178

Thailand

37th Floor, Unit F, Payatai Plaza Building, 128/404-405 Payathai
Road, Rajthwee, Bangkok 10400, Thailand
T : +662 216 6652 F : +662 216 6651

Vietnam

5/F Perfect Building, Le Thi Hong Gam St, District 1,
Ho Chi Minh City, Vietnam
T : +84 8 3821 7183 F : +84 8 3821 6967



SYSTRA provides advice on transport, to central, regional and local government, agencies, developers, operators and financiers.

A diverse group of results-oriented people, we are part of a strong team of professionals worldwide. Through client business planning, customer research and strategy development we create solutions that work for real people in the real world.

For more information visit www.systra.com

Abu Dhabi

AS Business Centre, First Floor, Suites 201-213,
Al Ain Road, Umm al Nar, P.O. Box 129865,
Abu Dhabi, UAE
T: +971 2 558 3809 F: +971 2 558 9961

Birmingham

Second Floor, 37a Waterloo Street
Birmingham B2 5TJ United Kingdom
T: +44 (0)121 233 7680 F: +44 (0)121 233 7681

Dublin

1st Floor, 12/13 Exchange Place,
Custom House Docks, IFSC, Dublin 1 Ireland
T: +353 (0)1 542 6000 F: +353 (0)1 542 6001

Edinburgh

Prospect House, 5 Thistle Street, Edinburgh EH2 1DF
United Kingdom
T: +44 (0)131 220 6966

Glasgow

Seventh Floor, 78 St Vincent Street
Glasgow G2 5UB United Kingdom
T: +44 (0)141 225 4400

Lille

86 Boulevard Carnot, 59000 Lille, France
T: +33 (0)3 74 07 00 F: +33 (0)1 53 17 36 01

London

Seventh Floor, 15 Old Bailey
London EC4M 7EF United Kingdom
T: +44 (0)20 7529 6500 F: +44 (0)20 3427 6274

Lyon

11, rue de la République, 69001 Lyon, France
T: +33 (0)4 72 10 29 29 F: +33 (0)4 72 10 29 28

Manchester

25th Floor, City Tower, Piccadilly Plaza
Manchester M1 4BT United Kingdom
T: +44 (0)161 236 0282 F: +44 (0)161 236 0095

Marseille

76, rue de la République, 13002 Marseille, France
T: +33 (0)4 91 37 35 15 F: +33 (0)4 91 91 90 14

Newcastle

PO Box 438, Newcastle upon Tyne, NE3 9BT
United Kingdom
T: +44 (0)191 2136157

Paris

72 rue Henry Farman, 75015 Paris, France
T: +33 (0)1 53 17 36 00 F: +33 (0)1 53 17 36 01

Woking

Dukes Court, Duke Street
Woking, Surrey GU21 5BH United Kingdom
T: +44 (0)1483 728051 F: +44 (0)1483 755207

Hong Kong

14th Floor West, Warwick House, TaiKoo Place,
979 King's Road, Island East, Hong Kong
T: +852 2529 7037 F: +852 2527 8490

Shenzhen

Room 905, Excellence Mansion, No.98, No.1 Fuhua Road,
Futian Central Zone, Shenzhen, PRC, Post Code : 518048
T : +86 755 3336 1898 F : +86 755 3336 2060

Shenzhen - Beijing Branch Office

Room 1503, Block C, He Qiao Mansion, No. 8 Guanghua Road,
Chaoyang District, Beijing, PRC, Post Code : 100026
T : +86 10 8557 0116 F : +86 10 8557 0126

Beijing Joint Venture

Room 1507, Main Building, No. 60, Nan Li Shi Road,
Xi Cheng District, Beijing, PRC, Post Code : 100045
T : +86 10 8807 3718 F : +86 10 6804 3744

Mumbai

Antriksh, Unit no. 301, 3rd Floor, CTS Nos.
773, 773/1 to 7, Makwana Road, Marol, Andheri East,
Mumbai 400069
T: +91 22 2647 3134

B 307, Great Eastern Summit Sector - 15, CBD Belapur Navi
Mumbai - 400 614
T: +91 22 2757 2745

New Delhi

5th Floor Guru Angad Bhawan, 71 Nehru Place, New Delhi
110019
T: +91 11 2641 3310

Noida

3/F, C-131, Sector 2, Noida-201301, U.P.
T: +91 120 432 6999

Singapore

25 Seah Street #04-01 Singapore 188381
T : +65 6227 3252 F : +65 6423 0178

Thailand

37th Floor, Unit F, Payatai Plaza Building, 128/404-405 Payathai
Road, Rajthwee, Bangkok 10400, Thailand
T : +662 216 6652 F : +662 216 6651

Vietnam

5/F Perfect Building, Le Thi Hong Gam St, District 1,
Ho Chi Minh City, Vietnam
T : +84 8 3821 7183 F : +84 8 3821 6967

SYSTRA