



An easy-read booklet

What would most Crossrail 2 stations look like?



Crossrail 2 is a proposed new railway running in London and the South East.

It would link railway stations in Surrey and Hertfordshire to stations in Central London.

The plans for Crossrail 2 say there could be as many as 11 new stations built below the ground.

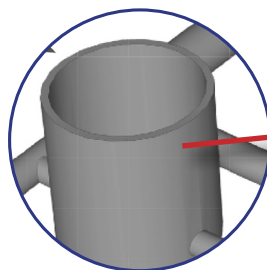
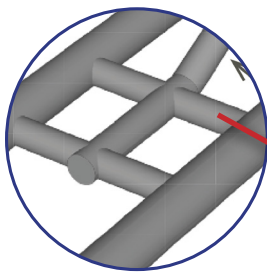
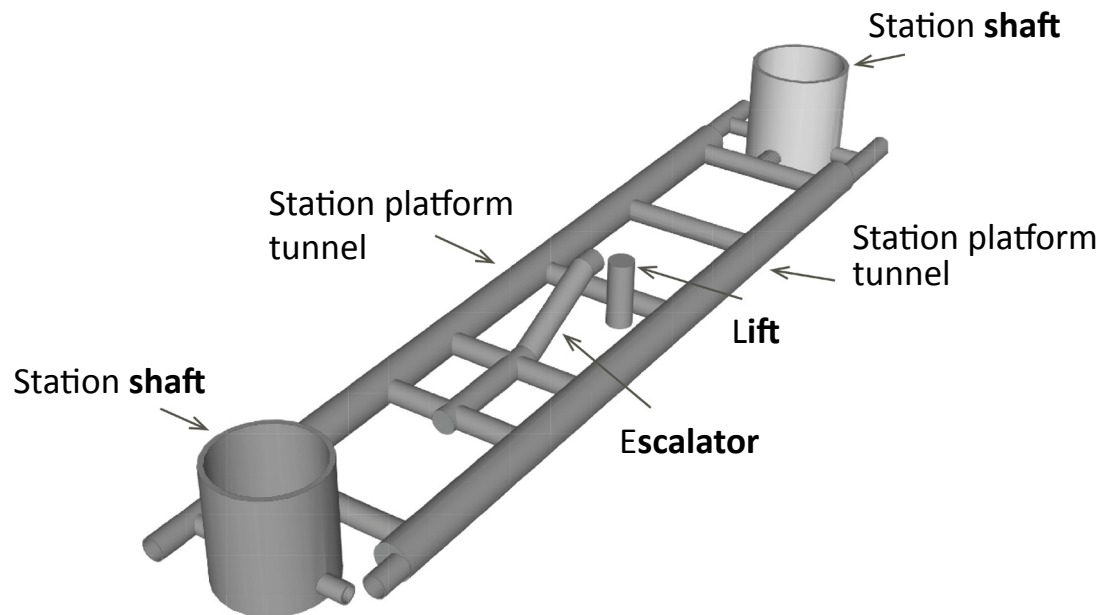


We would like to find out what you think about the new railway.

Please tell us by Friday 8 January 2016.

Crossrail 2 stations

A typical Crossrail 2 station is shown in the diagram below.



For more information about the shafts, [click here](#) to download a leaflet.

Each station would have:

- 2 platforms that are 250 metres long – so each platform would be longer than 2 football pitches!
- walkways that allow passengers to get from one platform to the other
- 'step-free access' – so passengers can get from the street to the platform, without steps, by using lifts and escalators
- escalators, walkways and 'step-free access' would allow passengers to get to other:
 - London Underground stations
 - London Overground stations
 - other railway stations.
- 2 openings known as **shafts** would link the tunnels to above the ground. The shafts would:
 - allow air into and out of the underground stations and tunnels
 - allow fire and rescue services into the tunnel if there is fire or smoke in the station
 - be a route for passengers to leave the station safely in an emergency
 - store mechanical and electrical equipment



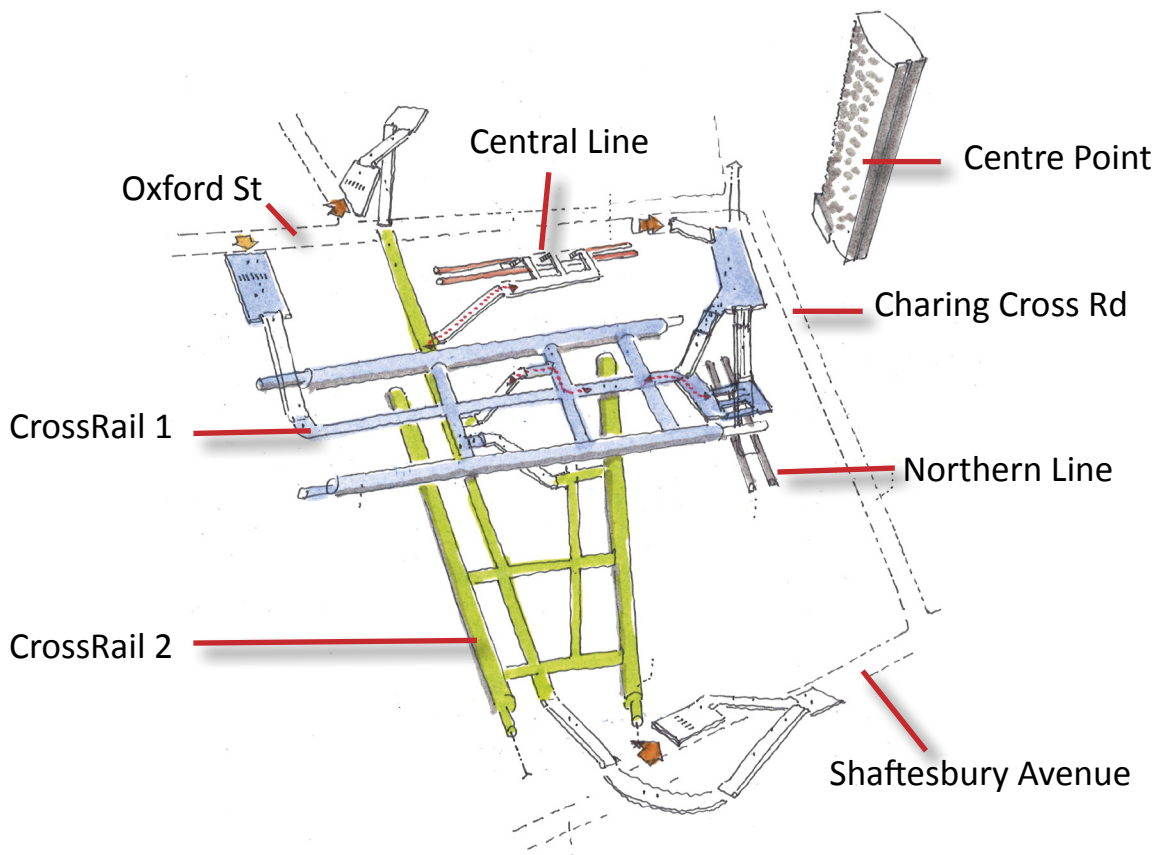
- ticket halls on the same level as the street, or lower than the street.



- links to local bus, taxi and cycling services.

Tottenham Court Road station

This diagram shows how the existing Tottenham Court Road tube station would link to the new Crossrail 2 station.





The design of the Crossrail 2 stations would be different, depending on:

- how it links to other stations
- where the entrance is located
- and other conditions.



At street level each station would look different in order to:

- fit in with the area around the station
- allow for changes to the station in the future.

The building work



We think it should take between 5 and 8 years to build the new Crossrail 2 stations.

We know where the main proposed sites for the new Crossrail 2 stations will be.

Before we start the main building work, we would need to do other work. We are still planning where this work would taking place.



Use the link below to find out more about Crossrail 2 building work in our factsheets

<https://consultations.tfl.gov.uk/crossrail2/october2015#Crossrail2factsheet>

Contact us

Email us at crossrail2@tfl.gov.uk



Call our helpline Tel: **0343 222 0055**

You may be charged if you call this number.

Go to www.tfl.gov.uk/terms for more information.



Send us your comments by post:

Freepost CROSSRAIL 2 CONSULTATIONS

You don't need to use a stamp



Visit our website: www.crossrail2.co.uk



This is an Easy Read format of Factsheet G6:
A typical Crossrail 2 station